

Shouder[®]

Because Details Matters

2023 _ 24



Because Details Matter

Quality reflection
Resulting from outstanding design and efficient engineering.







A Dream Came True

with a great enthusiasm to ,1991 Shouder, was established in build up an influential brand in the Faucet Industry. Relying on Iranian Knowledge and Perseverance on the one hand, and inspired by the German Faucet Industry, following the aesthetic principles, the quality- oriented Shouder has managed to improve and evolve greatly. The Shouder's patriarchy and its focus on the local improvement, localized the Shouder's production within the borders of Iran. Today, Shouder is widely known for its Kitchen Faucet products, Bathroom and Toilets items, which make the main core of the brand.

The First Step: Research and Development

To meet the customers' needs, to produce innovative products, an Iranian factory was established to compete in the domestic and international markets. In cooperation with German Experts, and Iranian R&D Teams, We managed to manufacture products holding intentional-class standards. Our emphasis on quality and innovation, finally fruited and we have received CE Certificate, and have bravely entered the international markets; now our brand name is a credible name glowing in this industry.





Focusing on Details and Quality

Any new product- to be distinguished in the market shall inevitably find an edge over others, and our edge is the great emphasis on the details. Shouder products are growing and enhancing in a family that put great emphasis on details, taking benefit from smart efforts, shouder has provided the customers with distinguished products in terms of beauty, efficacy and durability.





Because details matter



Born in Iran, Grown in Germany

We have strived to understand the customers' needs prior to manufacturing novel and innovative products which could finally find their way in the hearts of domestic and international customers. In the purely Iranian Factory, Germany- the biggest industrial country of the world, and the Industrial Designs Pioneers- was selected as the consultant. To have bold presence in the Construction Industry Market, we have taken the most up to date technologies, recruit Iranian and German R&D Teams, and from the very beginning, we have taken cohesive steps to meet the international standards of the day, that brought us CE Certificate, and paved our way into the European Markets.



Concealed Products

Uniquely designed, these lines of products take less space, yet all their internal parts are easily available, and are flexibly movable. By the way, concealed Shower Head products are offered both in wall or ceiling mounted types

Exposed Products

Thanks to the exquisite design, Shouder Exposed Products are less stainable, and more easily cleaned. Due to their ergonomic structures, they feel more comfortable when they are used


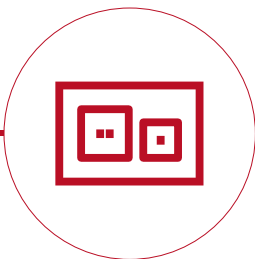


Shower Arms

The special ergonomic design of this product follows two purposes, to prevent the sedimentation, silicon nozzles are built in, in addition to the adjustable height of the shower head and handled shower head

Button Plate

The aesthetically ergonomic design, in addition to smooth movement of its discharging buttons are but few particulars of this product, not to mention the easily cleanable feature

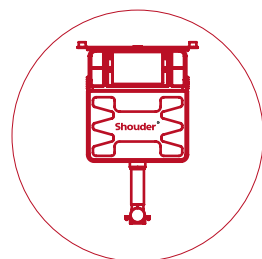


Accessories

In Shouder Towel Dryers design the Rack number are more than market standard, and are made from 304 corrosion-resistant steel with more resistant against water pressure fluctuations

Smart Faucets


Shouder has designed simple and beautiful Faucets with an integrated body and perlator which realizes a modern and visual look to the setting



Concealed flush Tank

Uniquely designed in unified and slimmer body that occupies less space in the wall which makes less noise. The parts are easily accessed and saves more water

Meticulous Turning



High Quality Brass Alloy

Chrome plated high quality brass alloy products, guarantee a visually appealing finish

Stable Water Flow

Perlator with constant water flow and bath water saving technology

.It brings you the unique



Professional casting

Precise Nipple Fittings



Mirror Chrome plated

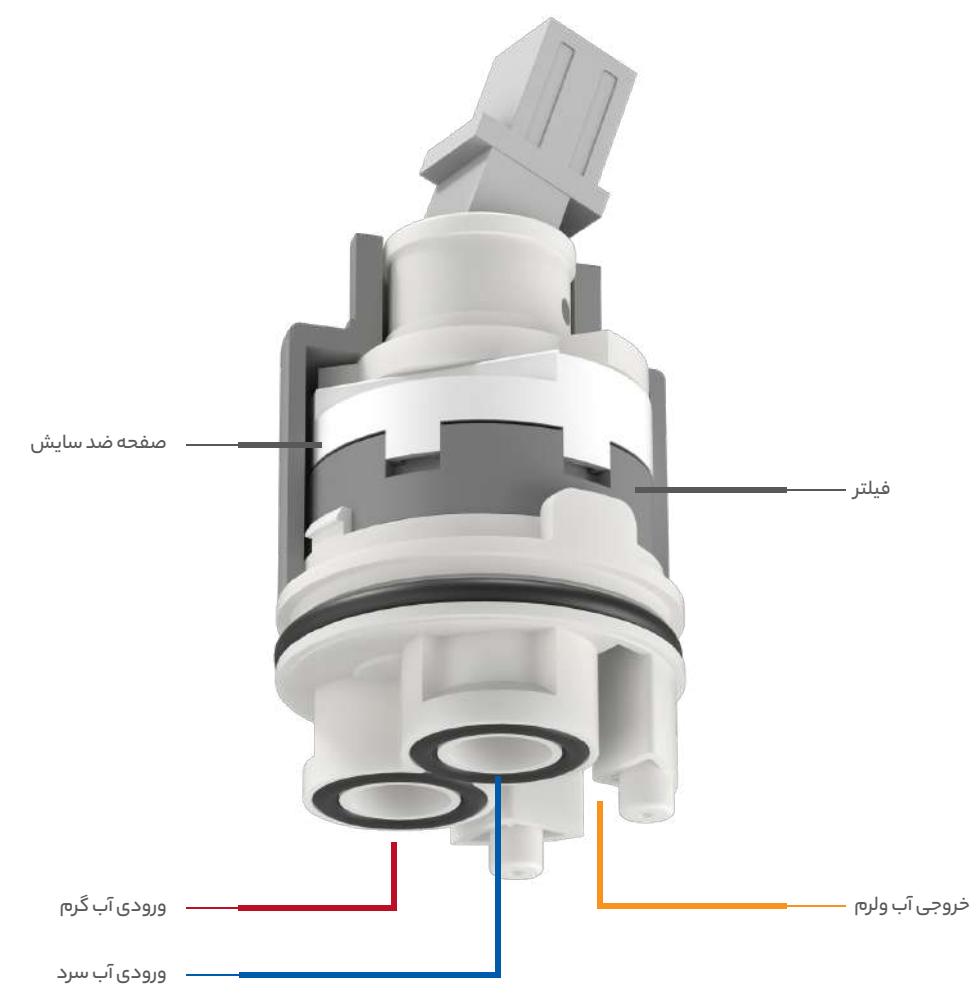

Our Faucets are distinguishably sparking with a mirror reflection, due to high quality chrome plating technology applied. They also enjoy advantages such as being acid-resistant and anti-oxidation, in a way that the shiny mirror like appearance of last over long time of use

Exact Cartridge

High quality durable Ceramic cartridge, equipped with a special filter to reduce the noises, provides you an excellent standard function








Shouder Service, All Time Customer Companion














One of the key factors in sustainable success of a brand is its ability to provide qualitative after-sale services, therefore Shouder Service is constantly prepared to respond to all the questions asked by consumers and sellers. To meet the customers' needs in the best possible manner, Shouder has always tried to establish an honest, yet responsive relation with all its customers, whether the end users, organizational sellers or the buyers.




Shouder®		Shouder®	
Tyne	30	Kitchen	126
Geloris	34	Kitchen / Pot Filler	156
Michel	38	Bathroome & Toilet Tyne	160
Tiffany	42	Bathroome & Toilet Marino	165
Bizans	46	Bathroome & Toilet Geloris	170
Uniqe	50	Bathroome & Toilet Romer	176
Uniqe Plus	54	Bathroome & Toilet Romer plus	184
Luka	58	Bathroome & Toilet Rogen	194
Dante	60	Basin & Zigmond	206
Senior	62	Concealed Box	216
Europe	66	Widespread Basin	218
Marino	70	Toilet Bidet	221
Lion	76	Shower system	226
Monaco Plus	80	Concealed Flush Tank	236
Ramond	84	Flush Tank	240
Smart	88	Toilet Hose	241
Lord	92	Drain	242
Sharp	94	Accessory	246
Bavaria	100	Towel Dryer	250
Classic	104	Electronic Faucets	252
Opal	108		
Atlas	110		
Alp	114		
Plus	118		
Hospital	120		

A woman with dark hair, wearing a white long-sleeved shirt, is washing vegetables in a kitchen sink. She is holding a red bell pepper under a stream of water from a modern, gold-colored faucet. The faucet has a long, flexible, coiled hose and a pull-down sprayer. The sink is made of light-colored wood. In the background, there is a bowl of red and yellow bell peppers and a bunch of cherry tomatoes. The overall scene is bright and clean, emphasizing the aesthetic and functional aspects of the faucet.

Beauty mixed with Efficiency

To manufacture Faucets with even and settable water flow, Precise Engineering and Advanced Technology are simultaneously applied in the Shouder Faucets and taps design. This system of settable water spring, pressure, and optimized Spray creates an experience of pleasurable and soft feeling at the same time. The astatic design of the Shouder's products artistically turns your kitchen, bathrooms and toilets into a sharply modern space, the realization of the joint between ecstatic and efficiency.

	Focusing on details		Dual mode kitchen
	Cartridge size: 40mm		Dual-purpose water treatment
	Cartridge size: 35mm		Concealed faucets
	Less sedimentation		Flexible for layout
	Modern cover		Leakage and noise free
	Easily movable lever		9 lit. tank
	Kitchen (shower type)		Less space occupancy
	Kitchen(showertype) faucet to cover larger washing areas		Water saving technology
	Kitchen (spring type)		Wall mounted rain shower head

	Ceiling mounted rain shower head		
	Mobile shower head		QC (quality control)
	Massage spray		Unique design
	Powder spray		Durable beauty
	Electrostatic paint coating		Long-term performance
	Less sedimentation of silicon nozzles		Fast and easy installation
	Antibacterial feature		Easy service and maintenance
	Ergonomic structure		Access to interior parts without damaging the wall
	Easily cleanable		Shouder Service





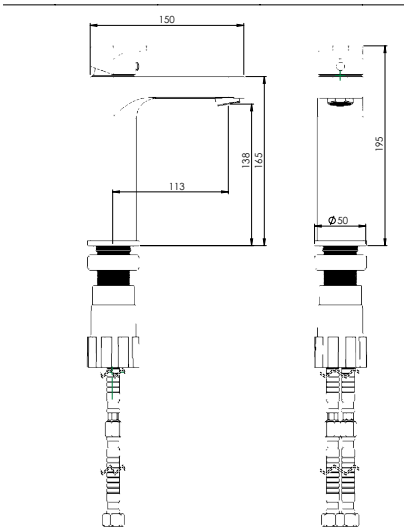
Tyne

Collection

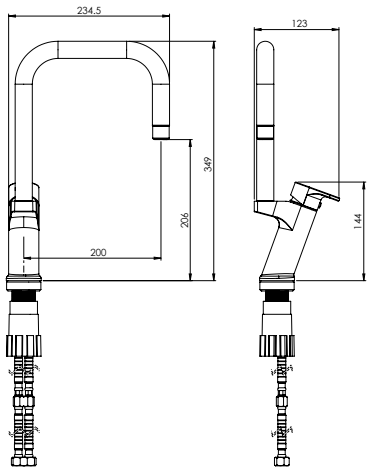
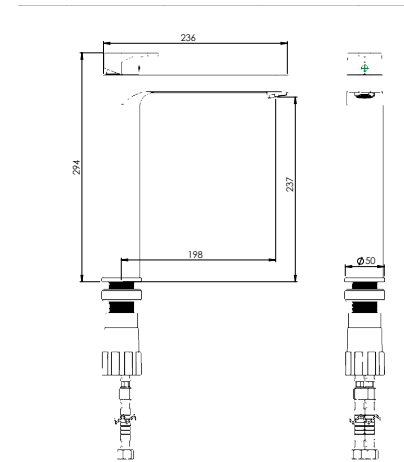
- High heat and pressure resistant ceramic cartridge
- Easily cleanable
- Water saving perlator
- Ergonomic structure
- Less surface sedimentation due to special body design
- Cartridge size: 35mm
- Fast and easy installation
- %100 QC



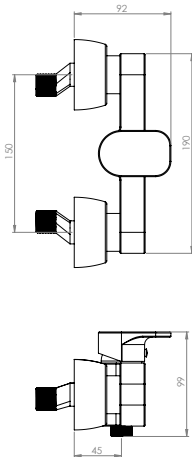
Fixed Basin
201060000009



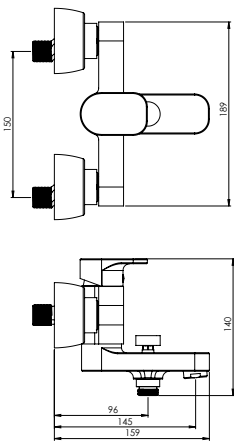
Tall basin
201050000005





Kitchen
201010000004



Toilet
201030000007



Bath
201020000008





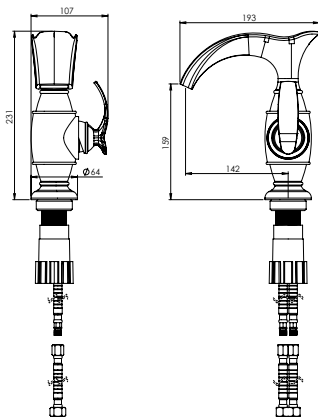
Geloris

Collection

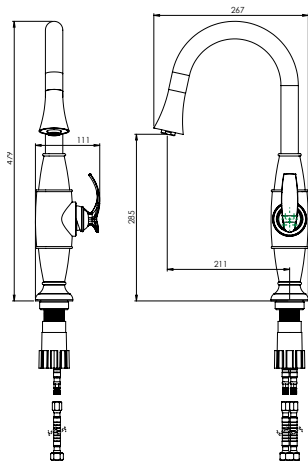
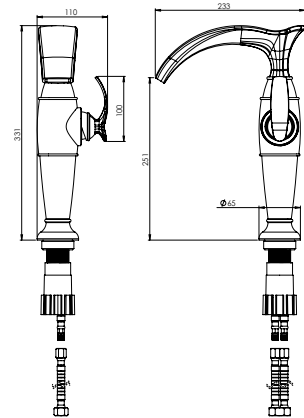
- Shower and regular kitchen
- High heat and pressure resistant ceramic cartridge
- Water saving perlator
- Less surface sedimentation due to special body design
- State-of-the-art physical vapor deposition (PVD) coating
- Kitchen (shower type) faucet to cover larger washing area
- Ergonomic structure
- Fast and easy installation
- Cartridge size: 35mm
- %100 QC



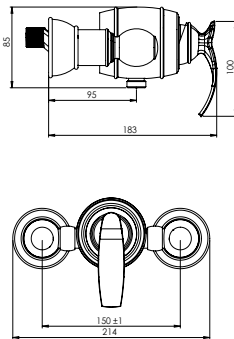
Fixed Basin
201060830005



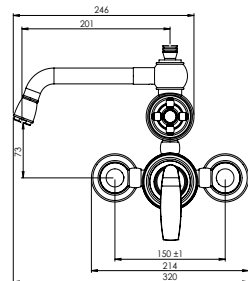
Tall basin
304900000005



Kitchen
201080000003



Toilet
201030830005



Bath
201020830005



Chrome Gold Matte Gold



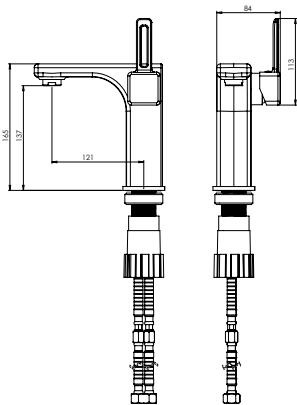
Michel

Collection

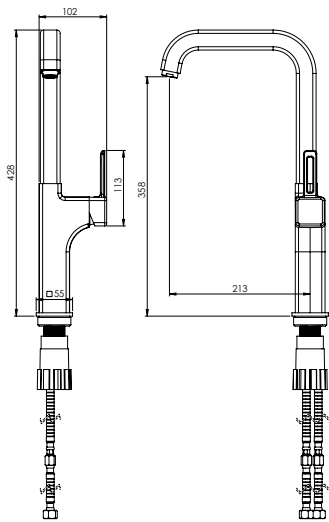
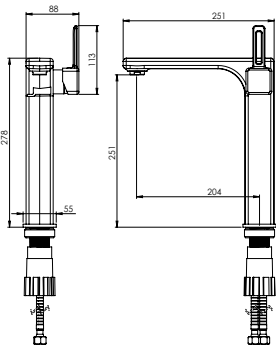
- Shower and regular kitchen
 - High heat and pressure resistant ceramic cartridge
 - Water saving perlator
 - Less surface sedimentation due to special body design
 - State-of-the-art physical vapor deposition (PVD) coating
- Kitchen (shower type) faucet to cover larger washing area
 - Ergonomic structure
 - Fast and easy installation
 - Cartridge size: 35mm
 - %100 QC



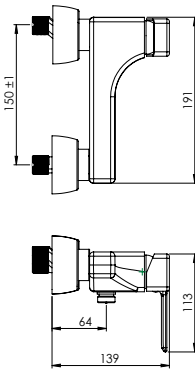
Fixed Basin
201060000006



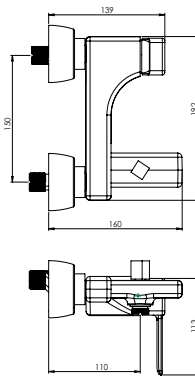
Tall basin
201050000006



Kitchen
201020000005



Toilet
201030000006



Bath
201020000007





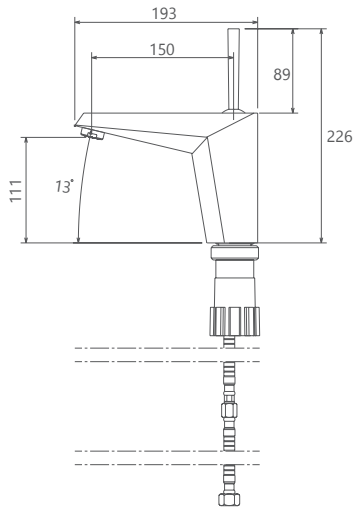
Tiffany

Collection

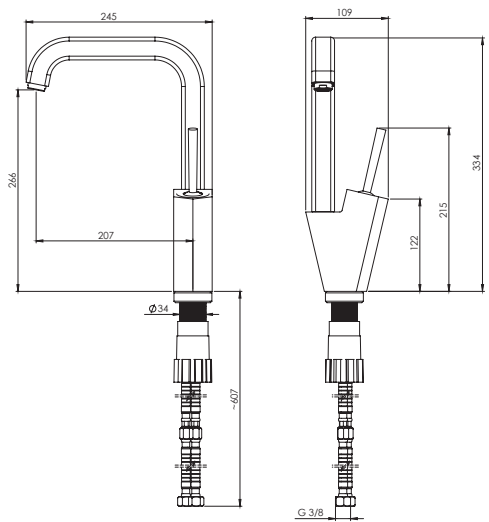
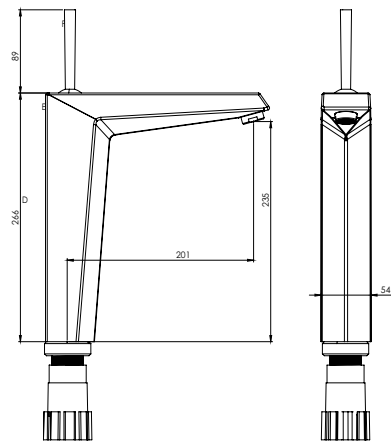
- High heat and pressure resistant ceramic cartridge
- Water saving perlator
- Electrostatic powder paint coating (THK > 100μ)
- Fast and easy installation
- Easily cleanable
- Ergonomic structure
- Joestik Cartridge
- Cartridge size: 35mm
- %100 QC



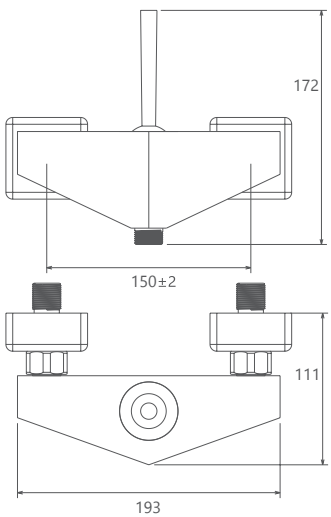
Fixed Basin
201060230005



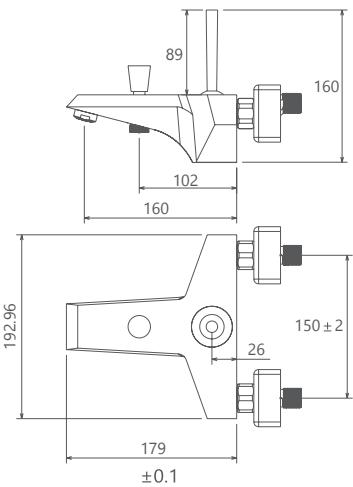
Kitchen
201010230005



Kitchen
201010230005



Toilet
201030230024



Bath
201020230005





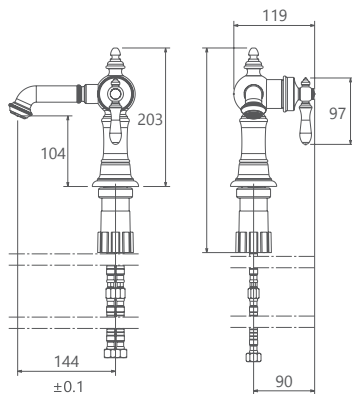
Bizans

Collection

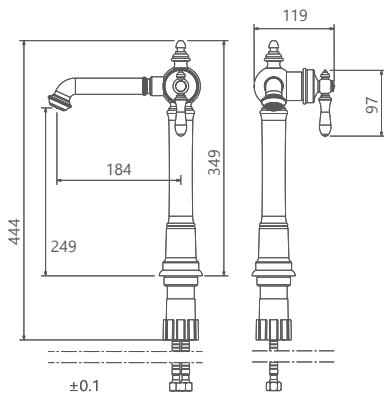
- Shower and regular kitchen
- High heat and pressure resistant ceramic cartridge
- Water saving perlator
- Less surface sedimentation due to special body design
- State-of-the-art physical vapor deposition (PVD) coating
- Kitchen (shower type) faucet to cover larger washing area
- Ergonomic structure
- Fast and easy installation
- Cartridge size: 35mm
- %100 QC



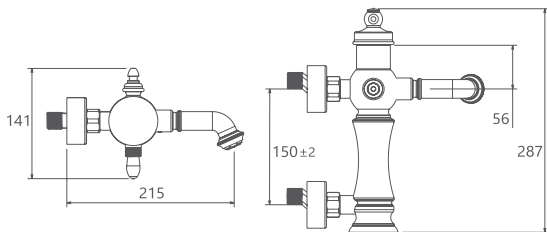
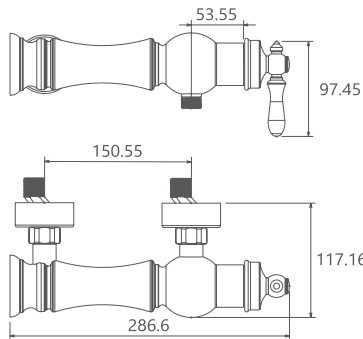
Fixed Basin
201060240005



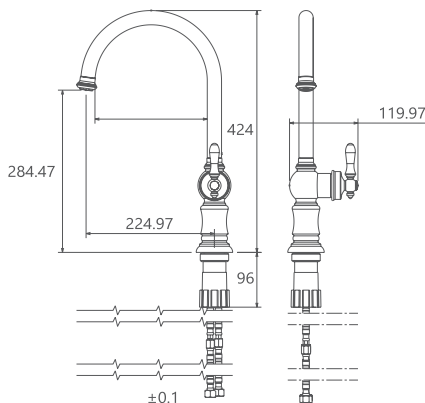
Tall basin
201050240005



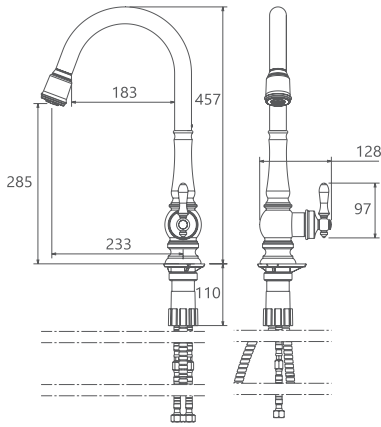
Toilet
201030240005



Bath
201020240005



Kitchen
201010240005



Pull down
201080240005





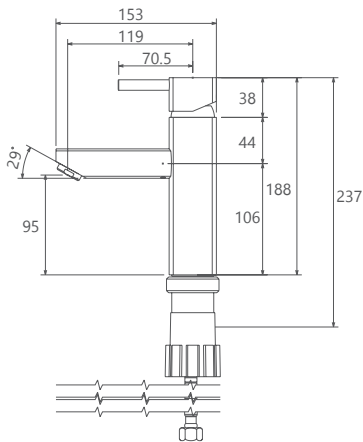
Unique

Collection

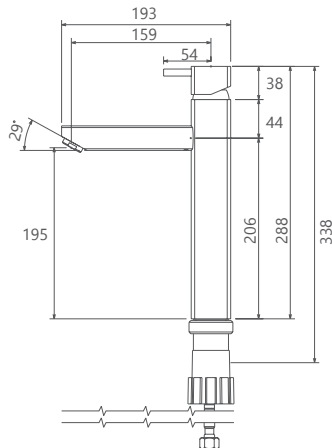
- High heat and pressure resistant ceramic cartridge
- Water saving perlator
- Less surface sedimentation due to special body design
- Fast and easy installation
- Easily cleanable
- Ergonomic structure
- Cartridge size: 35mm
- %100 QC



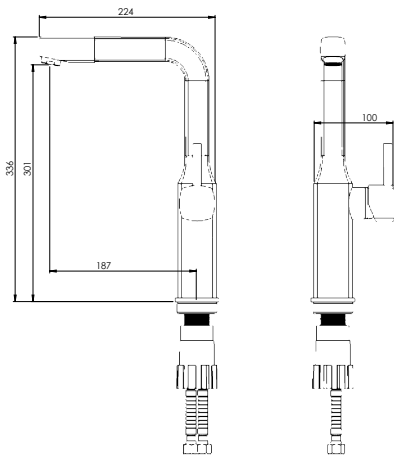
Fixed Basin
201060200005



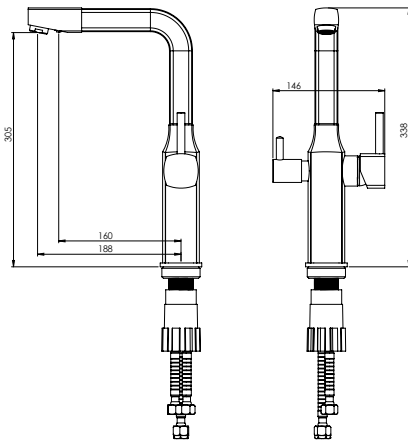
Tall basin
201050200005



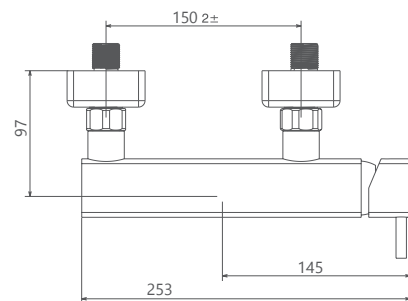
Pull down
201010200005



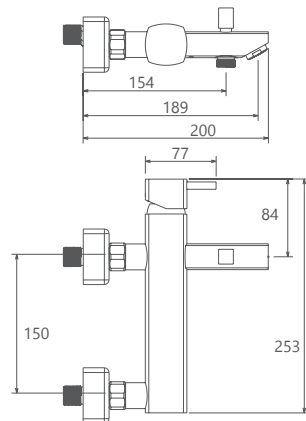
Unique model, dual-purpose kitchen, with three cold water, warm water and water treatment machine inlets beneath the faucet. This faucet has two cold-warm water and water treatment machine levers. With water outlet for domestic water and water treatment machine water.



Dual-purpose kitchen
201100200005



Toilet
201030200005



Bath
201020200005

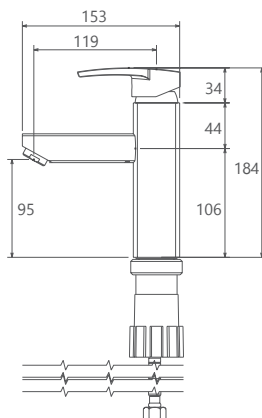




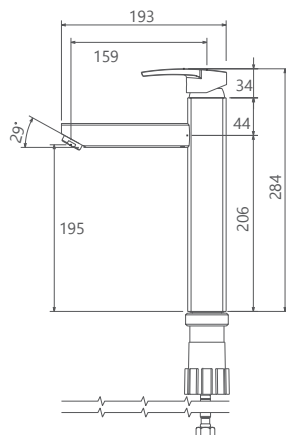
- High heat and pressure resistant ceramic cartridge
- Water saving perlator
- Less surface sedimentation due to special body design
- Electrostatic powder paint coating (THK > 100μ)
- Fast and easy installation
- Easily cleanable
- Ergonomic structure
- Cartridge size: 35mm
- %100 QC



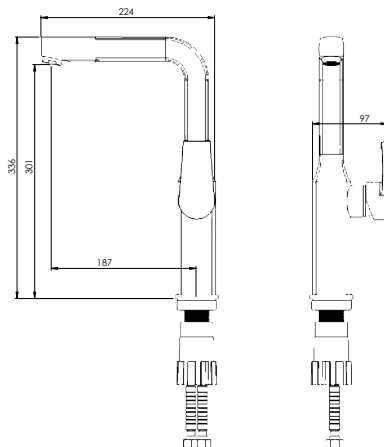
Basin
201060210005



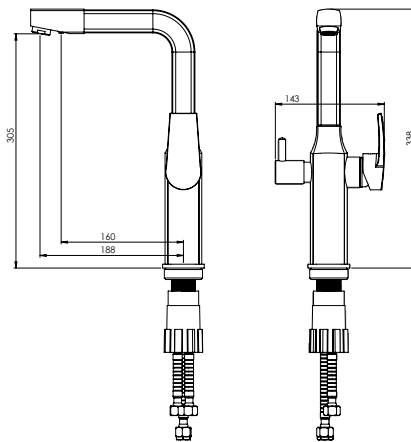
Tall basin
201050210005



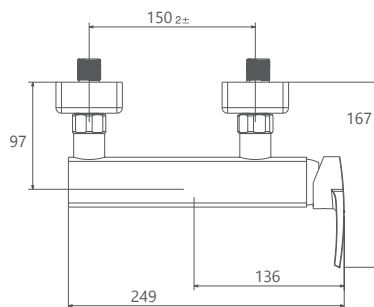
Pull down
201010210005



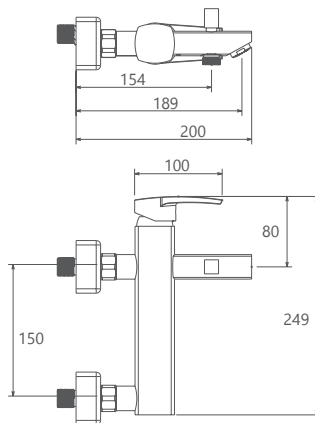
Unique Plus model, dual-purpose kitchen, with three cold water, warm water and water treatment machine inlets beneath the faucet. This faucet has two cold-warm water and water treatment machine levers. With water outlet for domestic water and water treatment machine water.



Dual-purpose kitchen
201100210005



Toilet
201030210005



Bath
201020210005





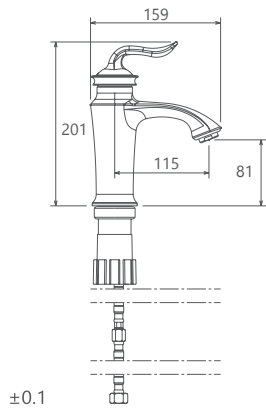
Luka

Collection

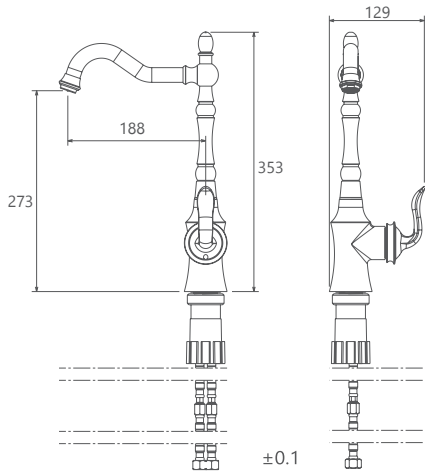
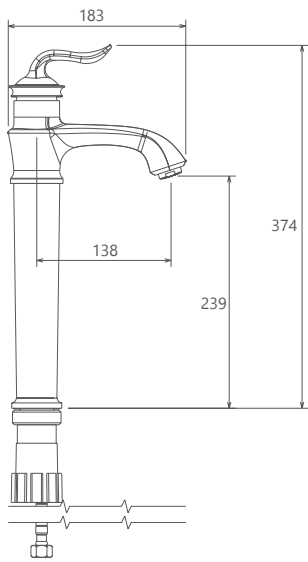
- High heat and pressure resistant ceramic cartridge
- Water saving perlator
- Less surface sedimentation due to special body design
- State-of-the-art physical vapor deposition (PVD) coating
- Fast and easy installation
- Easily cleanable
- Ergonomic structure
- Cartridge size: 35mm
- %100 QC



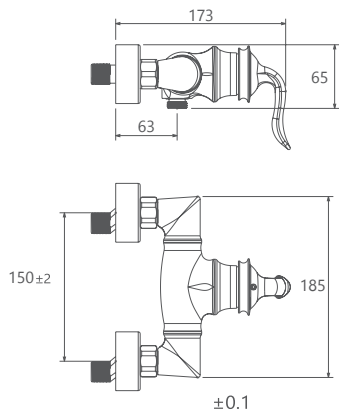
Fixed Basin
201060180005



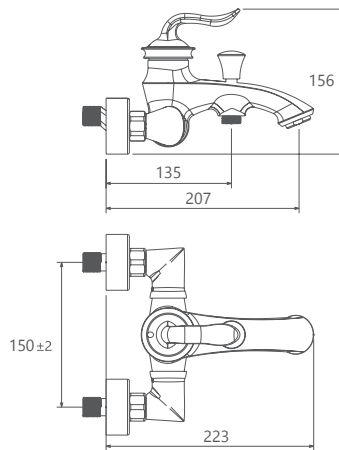
Tall basin
201050180005



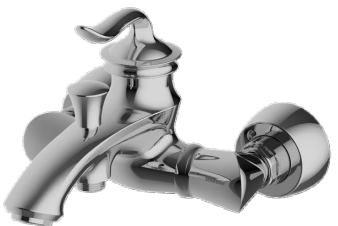
Kitchen
201010180005



Toilet
201030180005



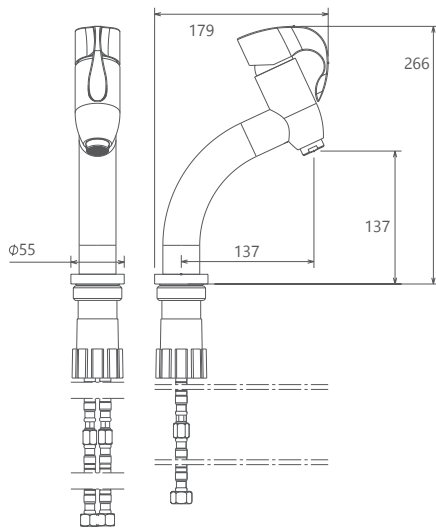
Bath
201020180005



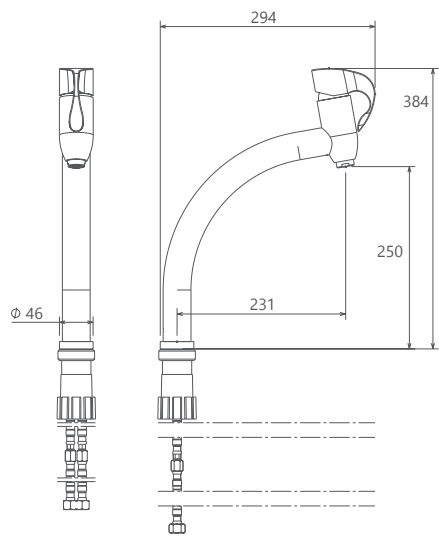
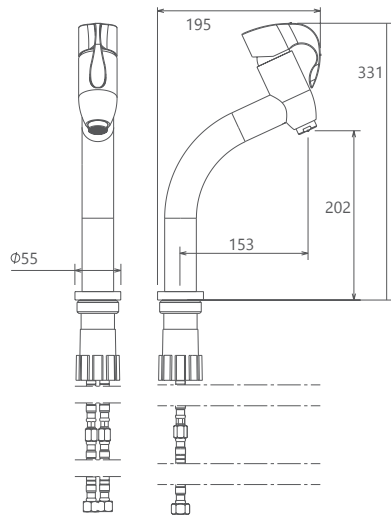
- High heat and pressure resistant ceramic cartridge
- Water saving perlator
- Less surface sedimentation due to special body design
- State-of-the-art physical vapor deposition (PVD) coating
- With antibacterial feature using advanced technology
- Fast and easy installation
- Easily cleanable
- Ergonomic structure
- Cartridge size: 35mm
- %100 QC



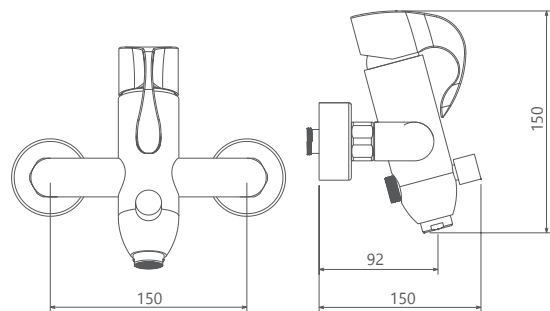
Fixed Basin
201060130005



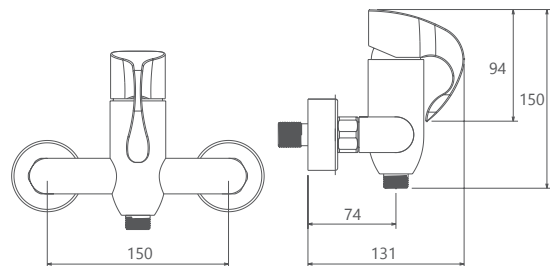
Tall basin
201050130005



Kitchen
201010130005



Toilet
201030130005



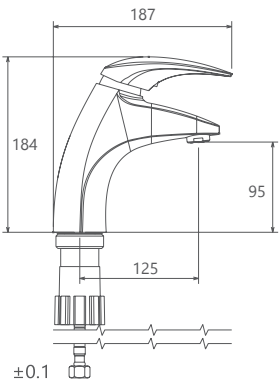
Bath
201020130005



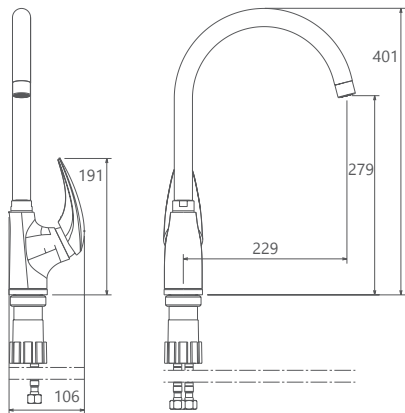
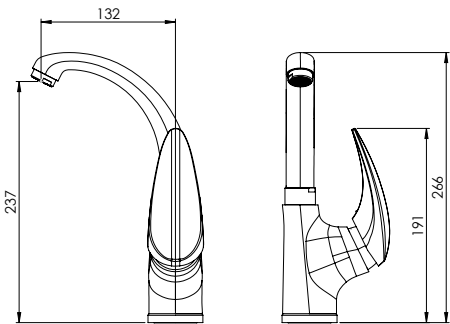
- High heat and pressure resistant ceramic cartridge
- Water saving perlator
- Less surface sedimentation due to special body design
- State-of-the-art physical vapor deposition (PVD) coating
- With antibacterial feature using advanced technology
- Fast and easy installation
- Easily cleanable
- Ergonomic structure
- Cartridge size: 40mm
- %100 QC



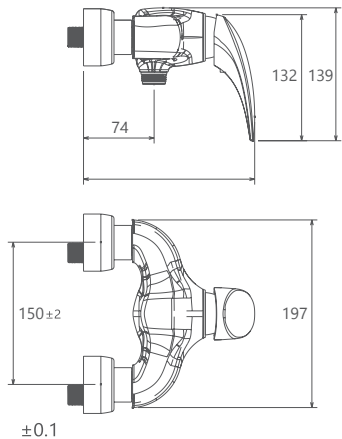
Fixed Basin
201060120005



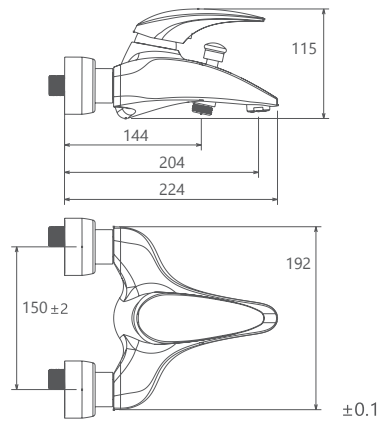
Zedra basin
201310120005





Kitchen
201010120005



Toilet
201030120005



Bath
201020120005





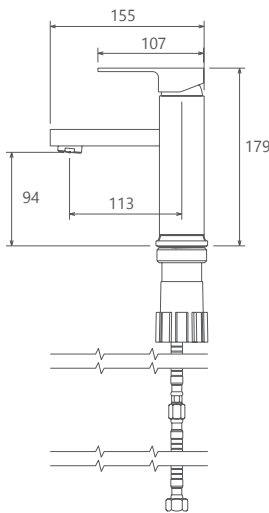
Europe

Collection

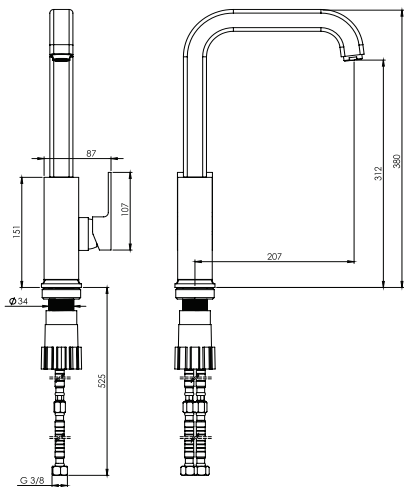
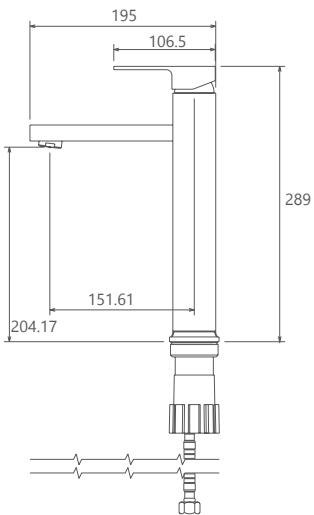
- High heat and pressure resistant ceramic cartridge
- Ergonomic structure
- Water saving perlator
- Cartridge size: 35mm
- Fast and easy installation
- %100 QC
- Easily cleanable



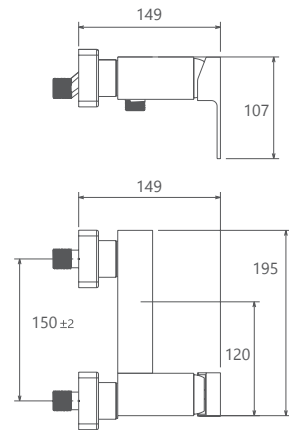
Fixed Basin
201060190005



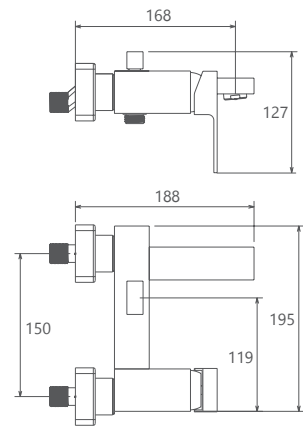
Tall basin
201050190005



Kitchen
201010190005



Toilet
201030190005



Bath
201020190005



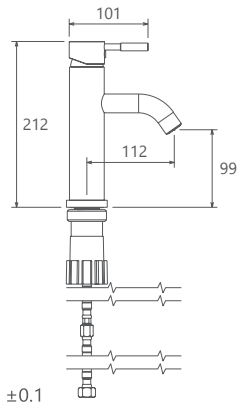
Chrome Matte Chrome



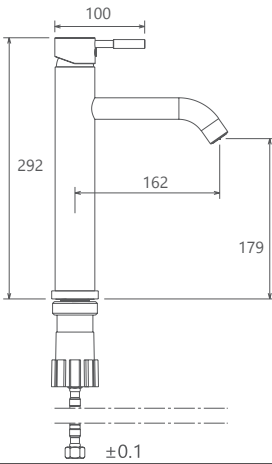
- Shower and regular kitchen
 - High heat and pressure resistant ceramic cartridge
 - Water saving perlator
 - Less surface sedimentation due to special body design
 - Fast and easy installation
- Easily cleanable
 - Ergonomic structure
 - Kitchen (shower type) faucet to cover larger washing areas
 - Cartridge size: 35mm
 - %100 QC



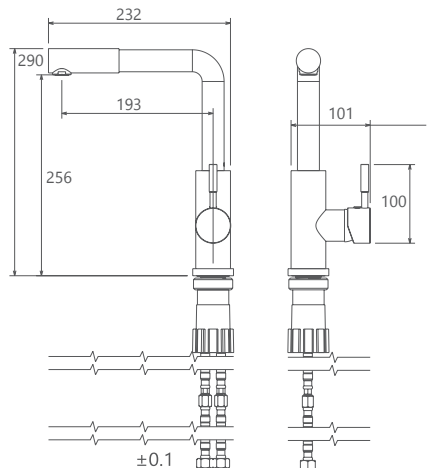
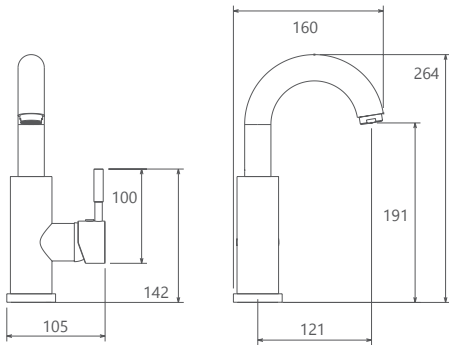
Fixed Basin
201060170005



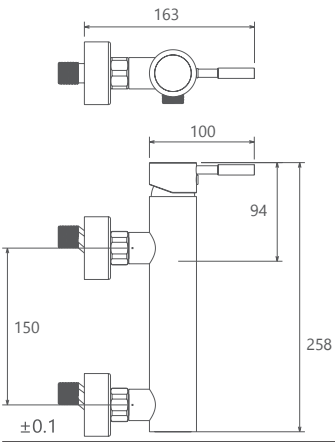
Tall basin
201050170005



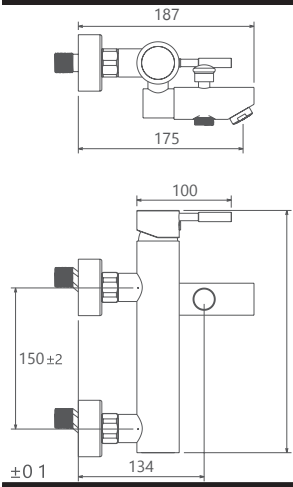
Zedra basin
201310170005



Kitchen
201010170005



Toilet
201030170005



Bath
201020170005





Since we do care the earth

Enjoying the most advanced technologies and innovative designs, Shouder Faucets have played key role in water saving when it comes to water shortage crisis. These products allow the user to control the water flow, only by putting the hand close to them, even without touching them, which is more hygienic and easy, and significantly reduce water waste. Shouder's goal is to reduce water waste and to promote saving this vital resource culture. Using these smart Faucets you will experience an efficient and optimized in water consumption.



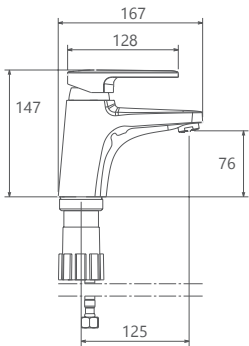
Lion

Collection

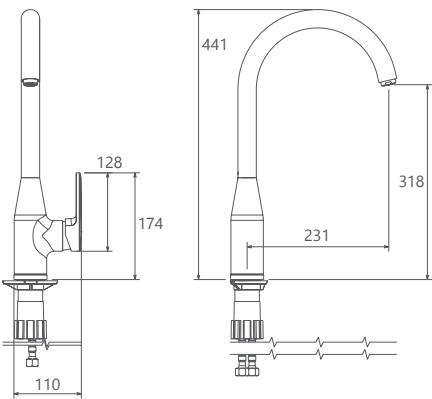
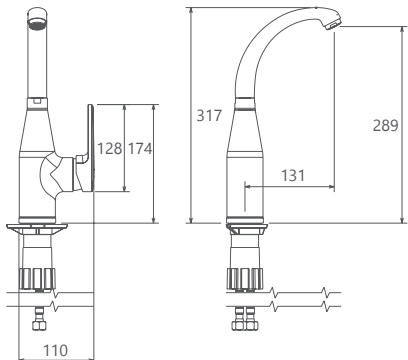
- Shower and regular kitchen
- High heat and pressure resistant ceramic cartridge
- Kitchen faucet with dual-function, sprayer head
- Water saving perlator
- Less surface sedimentation due to special body design
- Fast and easy installation
- Easily cleanable
- Ergonomic structure
- Kitchen (shower type) faucet to cover larger washing areas
- Cartridge size: 40mm
- %100 QC



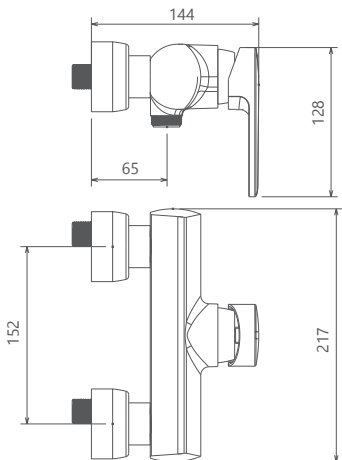
Fixed Basin
201060160005



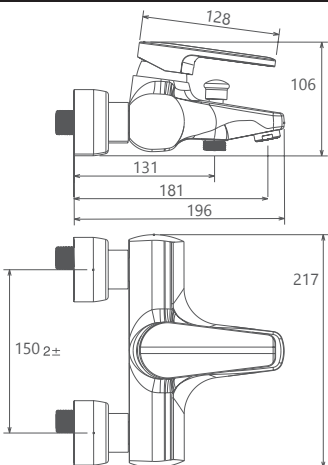
Zedra basin
201310160005



Kitchen
201010160005



Toilet
201030160005



Bath
201020160005



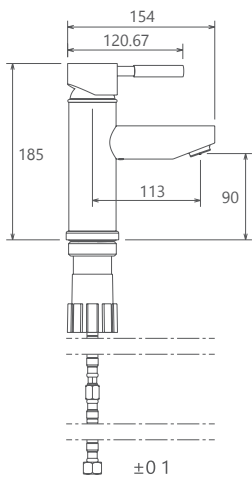
Chrome Ivory/Chrome



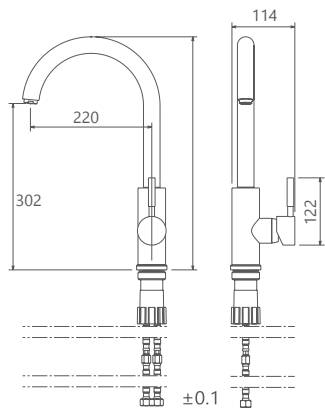
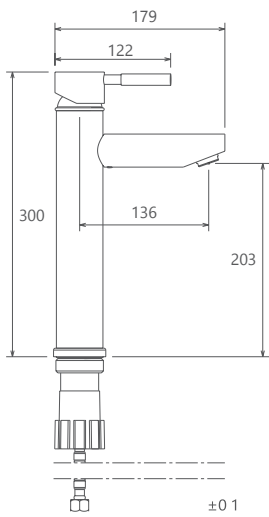
- High heat and pressure resistant ceramic cartridge
- Easily cleanable
- Water saving perlator
- Ergonomic structure
- Less surface sedimentation due to special body design
- Cartridge size: 40mm
- Fast and easy installation
- %100 QC



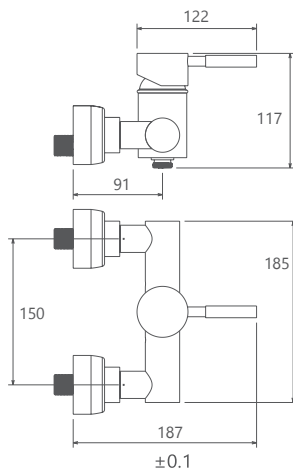
Fixed Basin
201060150005



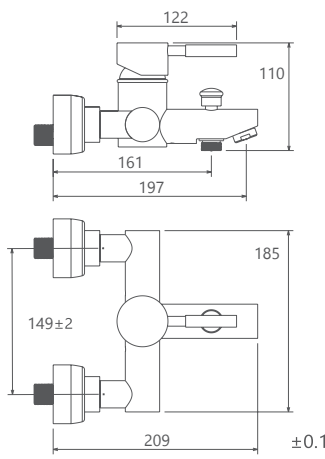
Tall basin
201050150005




Kitchen
201010150005



Toilet
201030150005



Bath
201020150005



Chrome Matte chrome



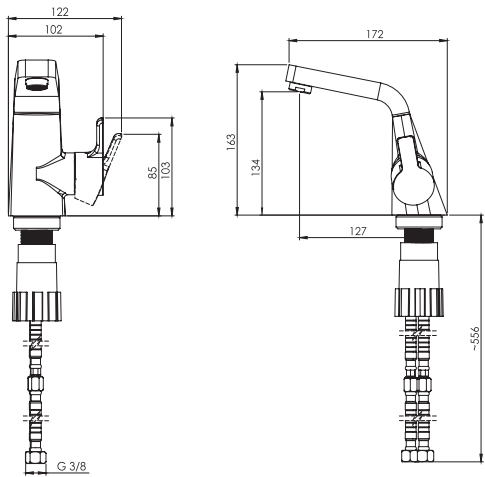
Ramond

Collection

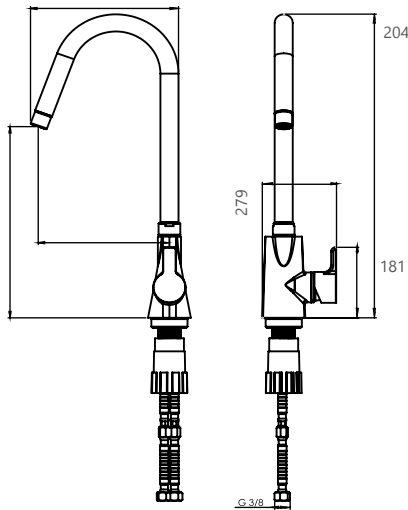
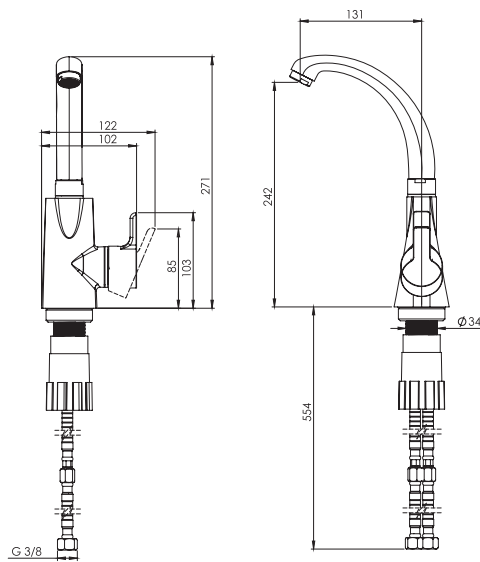
- High heat and pressure resistant ceramic cartridge
- Easily cleanable
- Water saving perlator
- Ergonomic structure
- Less surface sedimentation due to special body design
- Cartridge size: 35 mm
- Fast and easy installation
- %100 QC



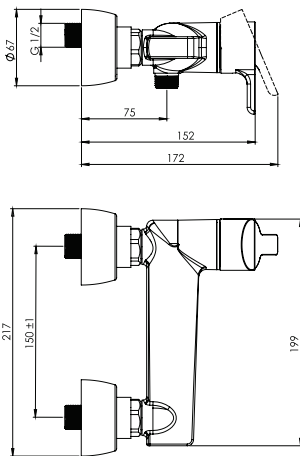
Fixed Basin
201060090005



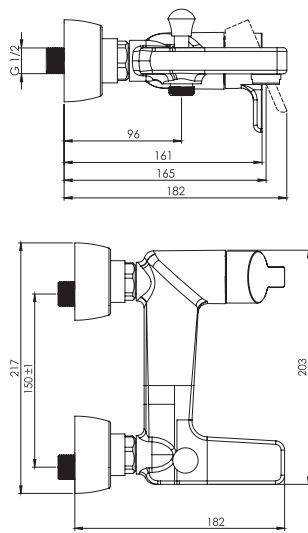
Zedra basin
201310090005



Kitchen
201010090005



Toilet
201030090005



Bath
201020090005



Chrome Ivory/Chrome



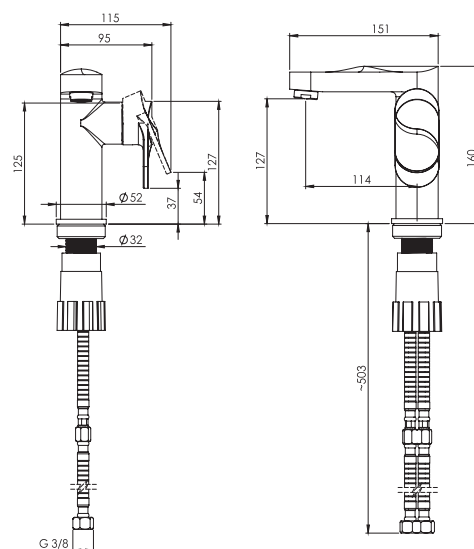
Smart

Collection

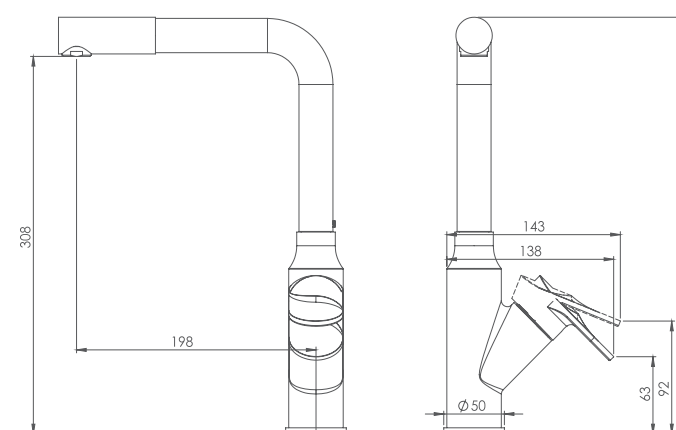
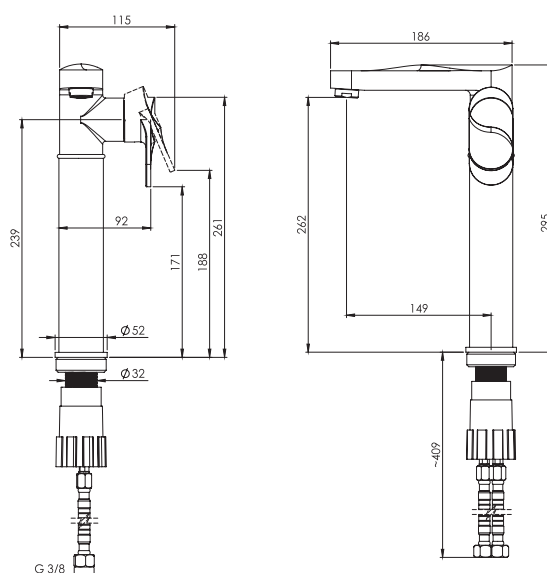
- High heat and pressure resistant ceramic cartridge
- Water saving perlator
- Less surface sedimentation due to special body design
- Fast and easy installation
- Easily cleanable
- Ergonomic structure
- Cartridge size: 40mm
- %100 QC



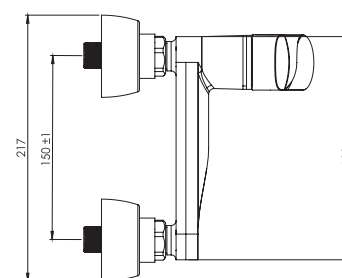
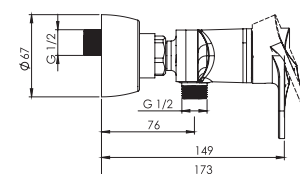
Fixed Basin
201060100005



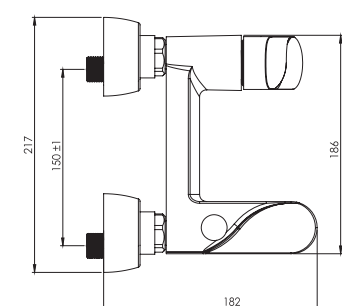
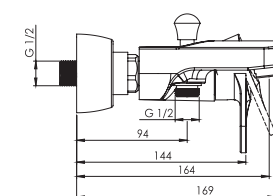
Tall basin
201050100005



Kitchen
201010100005



Toilet
201030100005



Bath
201020100005



Chrome Ivory/Chrome Black



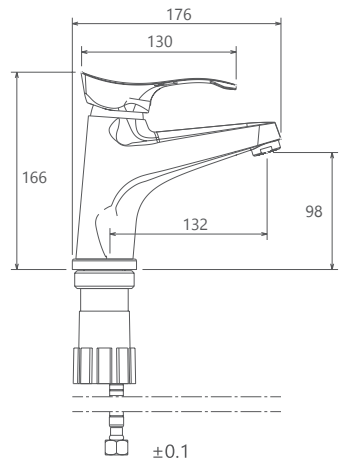
Lord

Collection

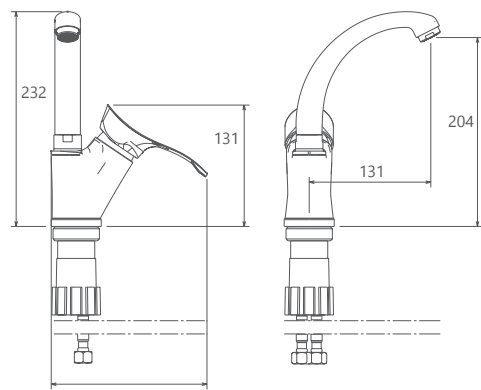
- Shower and regular kitchen
 - High heat and pressure resistant ceramic cartridge
 - Water saving perlator
 - Less surface sedimentation due to special body design
 - Fast and easy installation
 - Easily cleanable
- Ergonomic structure
 - Kitchen (shower type) faucet to cover larger washing areas
 - Kitchen faucet with dual-function, sprayer head
 - Cartridge size: 40 mm
 - %100 QC



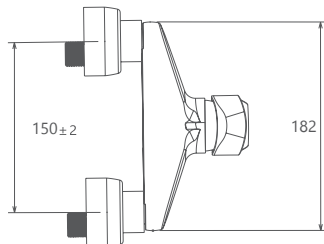
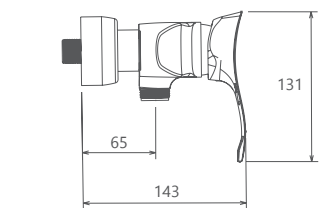
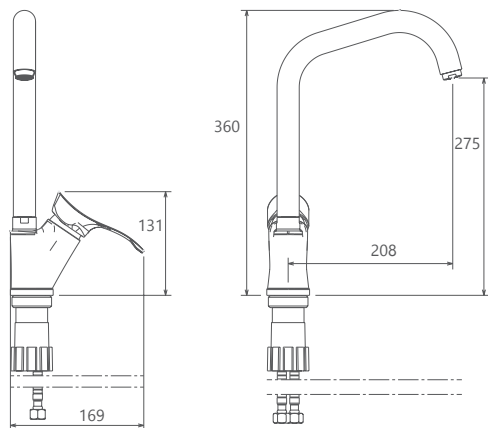
Fixed Basin
201060080005



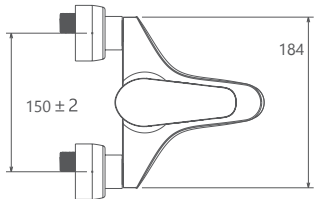
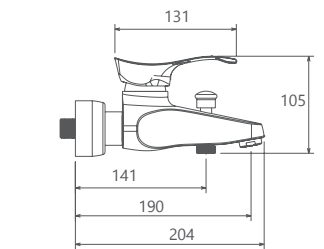
Zedra basin
201310080005



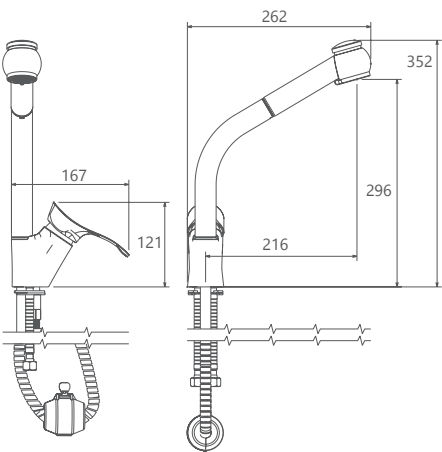
Kitchen
201010080005



Toilet
201030080005



Bath
201020080005



Pull down
201080080005

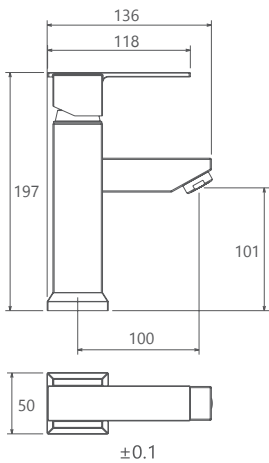


Chrome White/Chrome

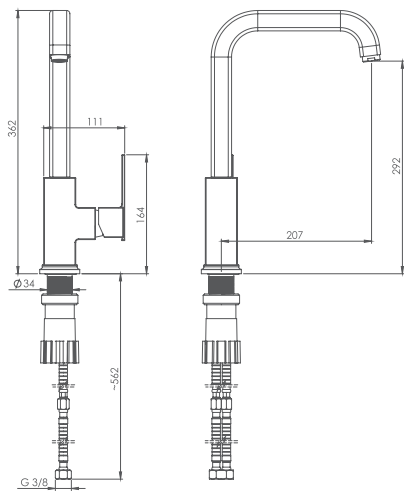
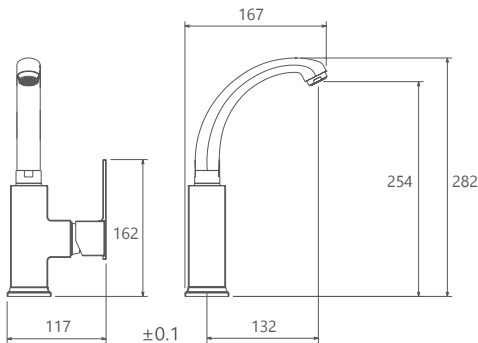
- Kitchen faucet (Regular and Spring types)
- High heat and pressure resistant ceramic cartridge
- Water saving perlator
- Fast and easy installation
- Easily cleanable
- Ergonomic structure
- Cartridge size: 35mm
- %100 QC



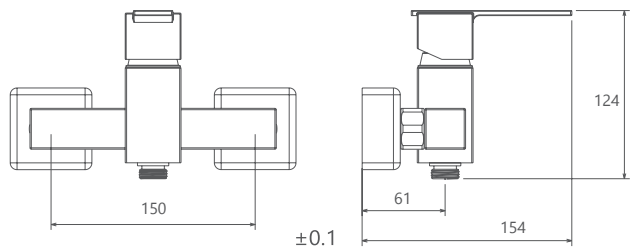
Fixed Basin
201060070005



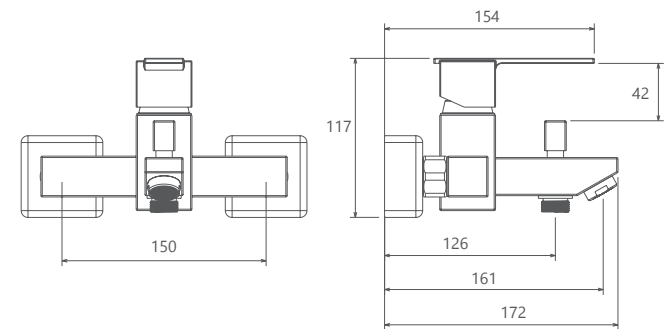
Zedra basin
201310070005



Kitchen
201010070005



Toilet
201030070005



Bath
201020070005



Chrome



چون جزئیات مهم است



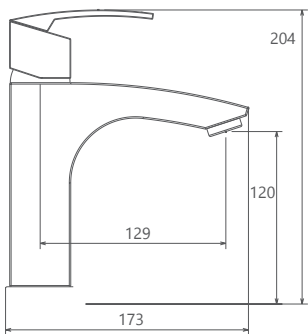
Bavaria

Collection

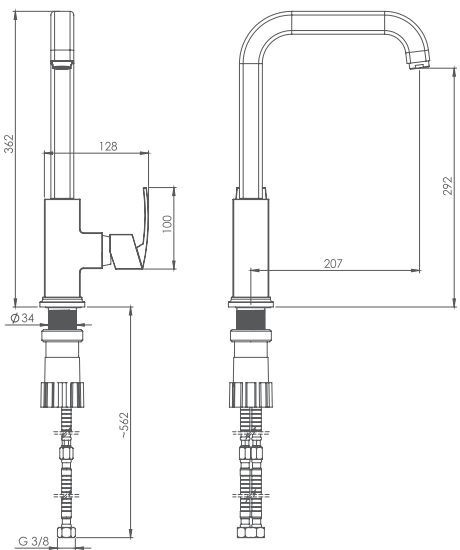
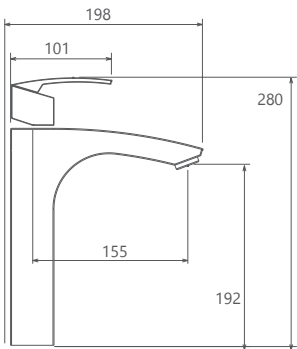
- Kitchen faucet (Regular and Spring types)
- High heat and pressure resistant ceramic cartridge
- Water saving perlator
- Less surface sedimentation due to special body design
- Fast and easy installation
- Easily cleanable
- Ergonomic structure
- Cartridge size: 35 mm
- %100 QC



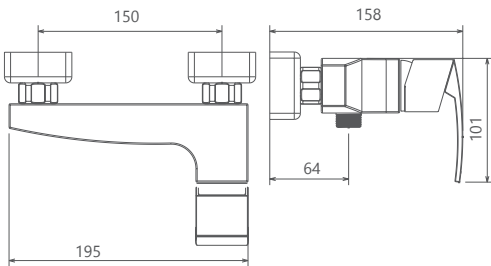
Fixed Basin
201060140005



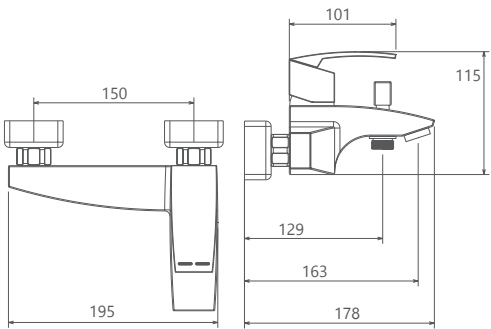
Tall basin
201050140005




Kitchen
201010140005



Toilet
201030140005



Bath
201020140005





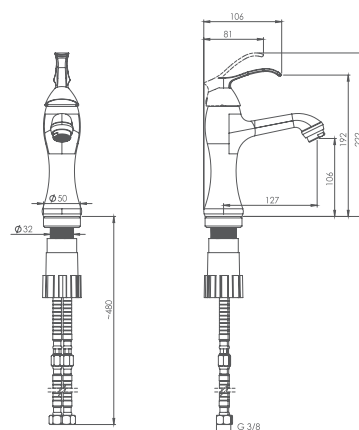
Classic

Collection

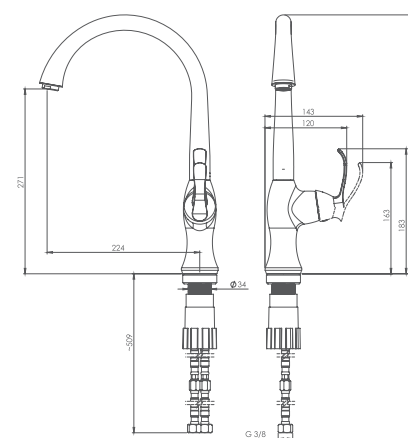
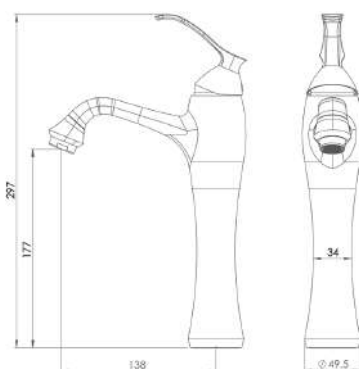
- Shower and regular kitchen
- High heat and pressure resistant ceramic cartridge
- Water saving perlator
- Less surface sedimentation due to special body design
- Fast and easy installation
- Easily cleanable
- Ergonomic structure
- Kitchen (shower type) faucet to cover larger washing areas
- Cartridge size: 35mm
- %100 QC



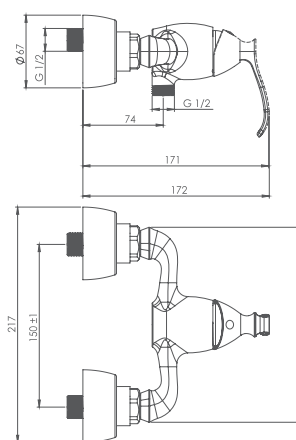
Fixed Basin
201060110005



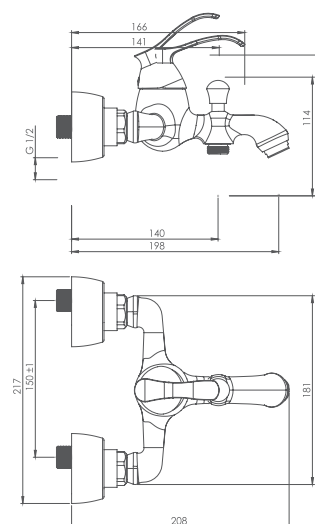
Tall basin
201050110005



Kitchen
201010110005



Toilet
201030110005



Bath
201020110005



Chrome Gold Matte Gold Ivory/Gold



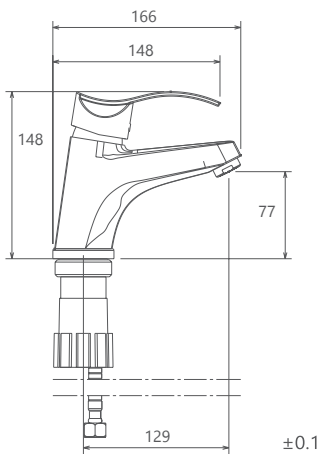
Opal

Collection

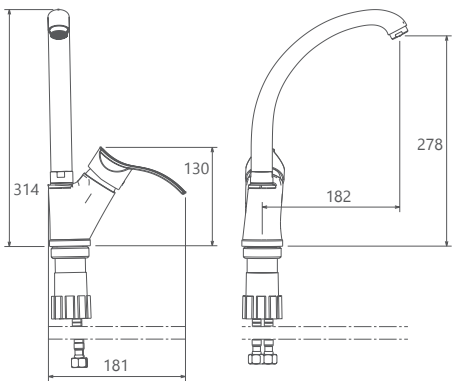
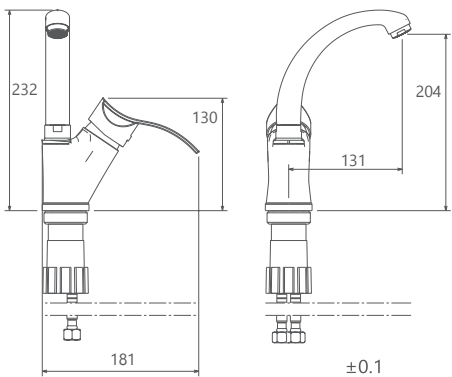
- Shower and regular kitchen
 - High heat and pressure resistant ceramic cartridge
 - Water saving perlator
 - Less surface sedimentation due to special body design
 - Fast and easy installation
- Easily cleanable
 - Ergonomic structure
 - Kitchen (shower type) faucet to cover larger washing areas
 - Cartridge size: 35mm
 - %100 QC



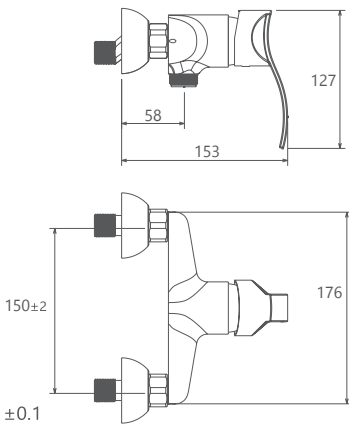
Fixed Basin
201060050005



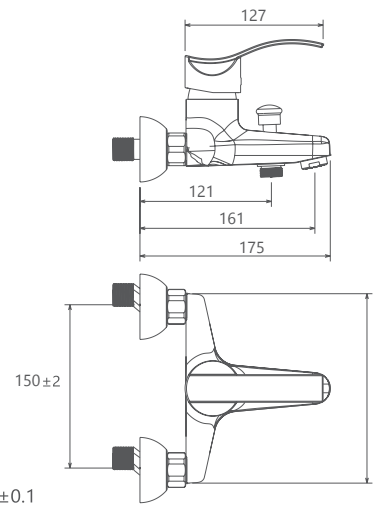
Tall basin
201310050005



Kitchen
201010050005



Toilet
201030050005

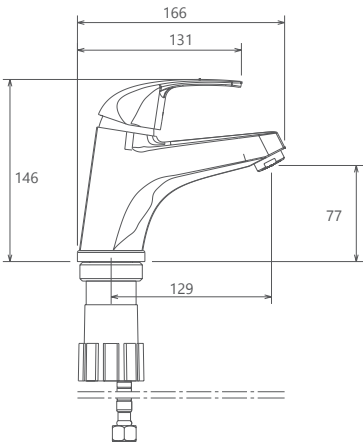


Bath
201020050005

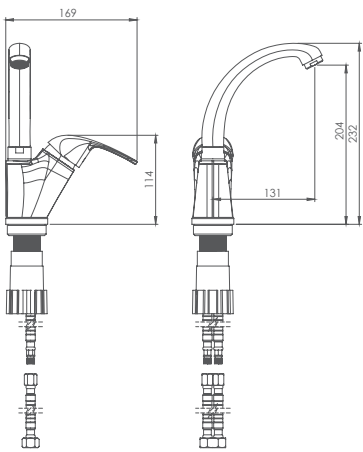


Chrome/Ivory Chrome

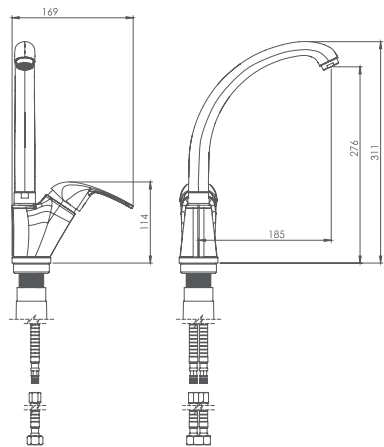
- Shower and regular kitchen
 - Kitchen faucet (Regular and Spring types)
 - High heat and pressure resistant ceramic cartridge
 - Water saving perlator
 - Less surface sedimentation due to special body design
 - Fast and easy installation
- Easily cleanable
 - Ergonomic structure
 - Kitchen (shower type) faucet to cover larger washing areas
 - Cartridge size: 40 mm
 - %100 QC



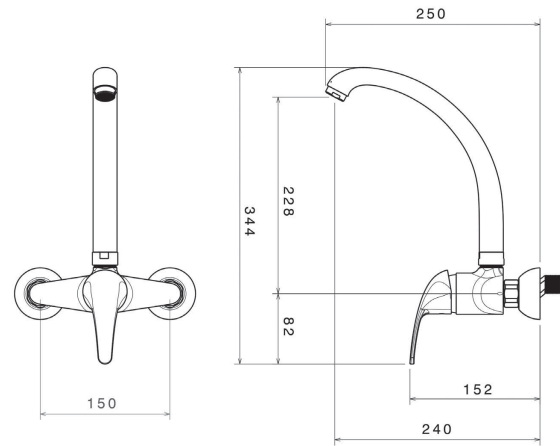
Fixed Basin
201060030005



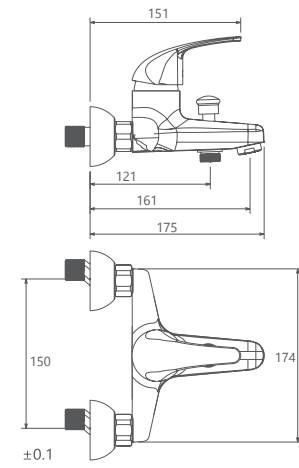
Zedra basin
201310030005



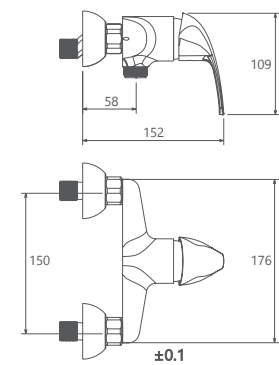
Kitchen
201010030005



Wall-mounted kitchen
201090030005



Toilet
201090030005



Bath
201020030005



Chrome



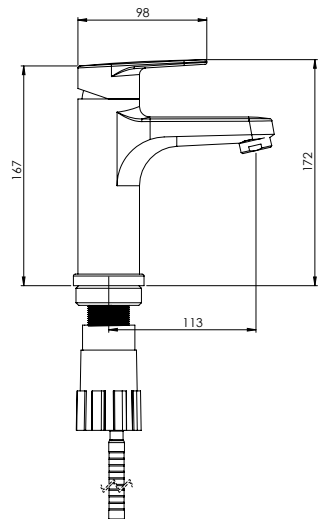
Alp

Collection

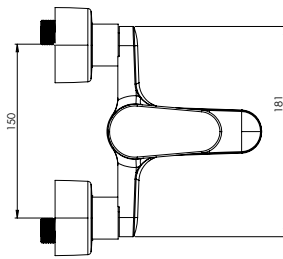
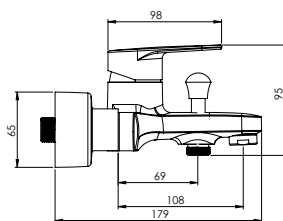
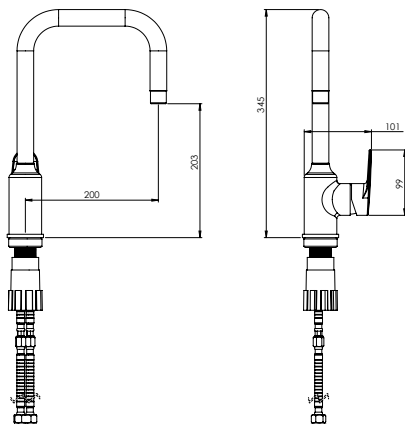
- Shower and regular kitchen
 - Kitchen faucet (Regular and Spring types)
 - High heat and pressure resistant ceramic cartridge
 - Water saving perlator
 - Less surface sedimentation due to special body design
 - Fast and easy installation
- Easily cleanable
 - Ergonomic structure
 - Kitchen (shower type) faucet to cover larger washing areas
 - Cartridge size: 40 mm
 - %100 QC



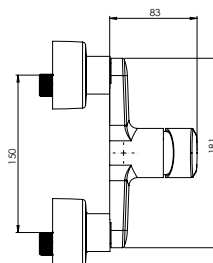
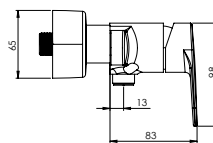
Fixed Basin
201310030005



Kitchen
201010030005



Bath
201080030005



Toilet
201030030005



Chrome/Ivory Chrome



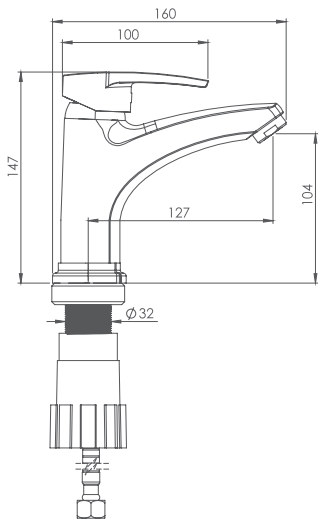
Plus

Collection

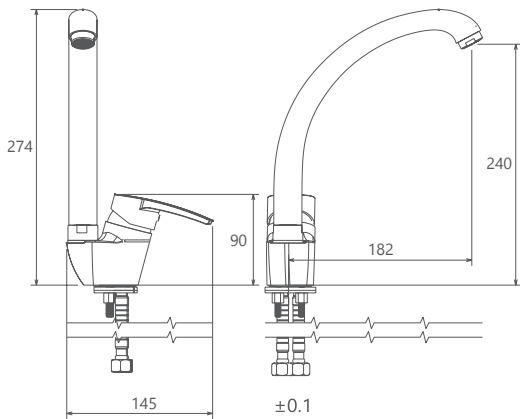
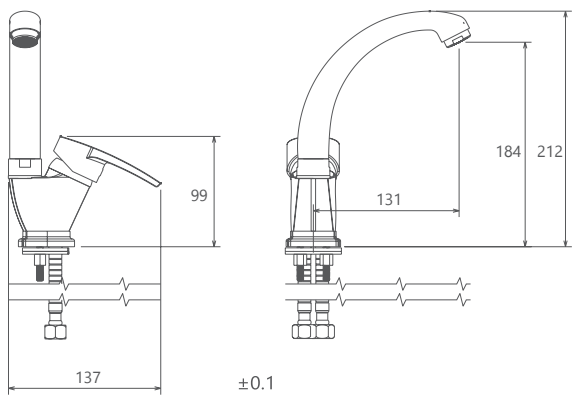
- High heat and pressure resistant ceramic cartridge
- Easily cleanable
- Water saving perlator
- Ergonomic structure
- Less surface sedimentation due to special body design
- Cartridge size: 35mm
- Fast and easy installation
- %100 QC



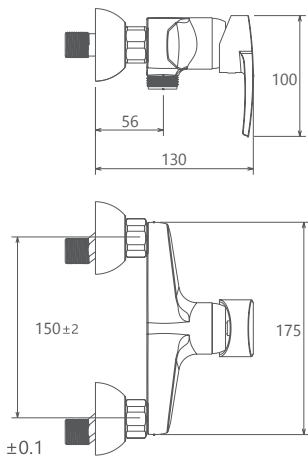
Fixed Basin
201060020005



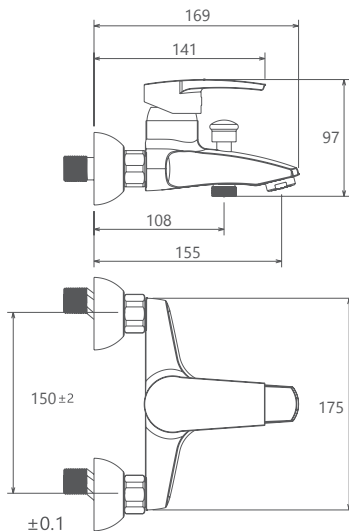
Zedra basin
201310020005



Kitchen
201010020005



Toilet
201030020005



Bath
201020020005

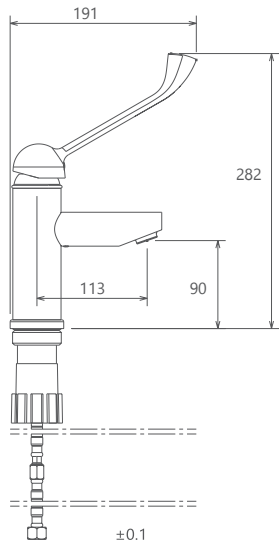


Chrome

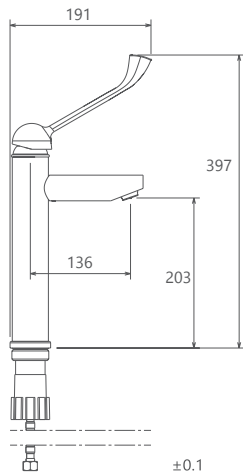
- High heat and pressure resistant ceramic cartridge
- Water saving perlator
- Less surface sedimentation due to special body design
- Fast and easy installation
- Easily cleanable
- Ergonomic structure
- Cartridge size: 40 mm
- %100 QC



Fixed Basin
201060500005



Tall basin
201050500005



Chrome





We do respect the Nature

Having applied advanced parts such as Perlators, Shouder has managed to reduce water consumption in an effective manner. This technology creates an enjoyable experience in using advanced operation of the Faucets, while contributing to the environment preservation. Choosing the Shouder's Products, you are committing yourself to save water resources and to preserve the environment; this is itself a part of Shouder's campaign to promote the environmental sustainability and Accountability.



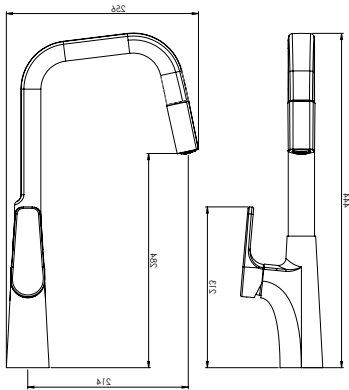
Akhen

Collection

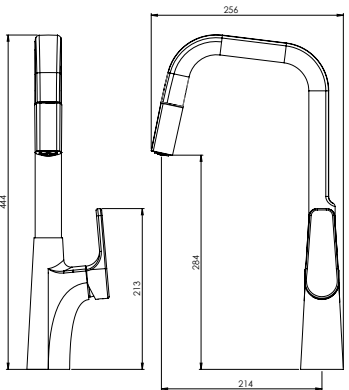

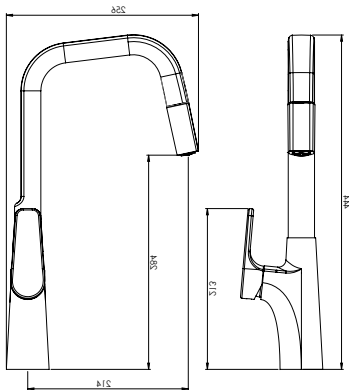
- High heat and pressure resistant ceramic cartridge
- With direct connection to water treatment machine
- Less surface sedimentation due to special body design
- Electrostatic powder paint coating (THK > 100µ)
- State-of-the-art physical vapor deposition (PVD) coating
- Fast and easy installation
- Easily cleanable
- Ergonomic structure
- Cartridge size: 40 mm
- %100 QC



Chrome
201080000010



Matte Chrome
201080000019



Black
201080000012





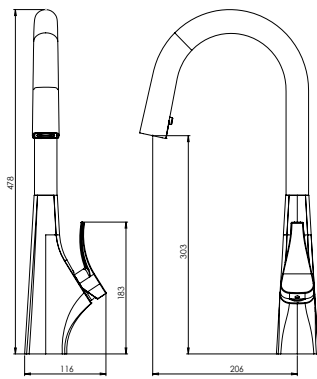
Aider

Collection

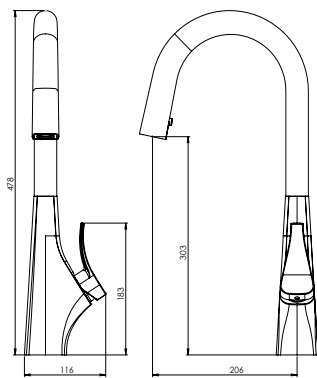
- High heat and pressure resistant ceramic cartridge
- With direct connection to water treatment machine
- Less surface sedimentation due to special body design
- Electrostatic powder paint coating (THK > 100μ)
- State-of-the-art physical vapor deposition (PVD) coating
- Fast and easy installation
- Easily cleanable
- Ergonomic structure
- Cartridge size: 40 mm
- %100 QC



Chrome
201080000007



Matte Chrome
201080810005



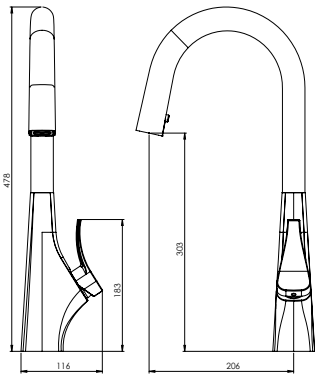
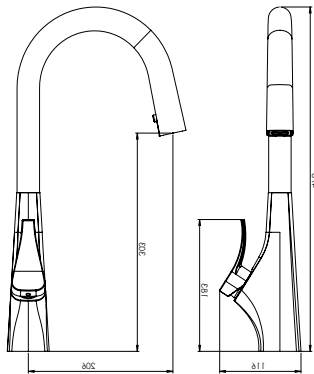
کروم

کروم مات





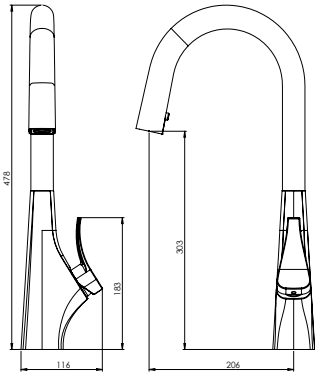
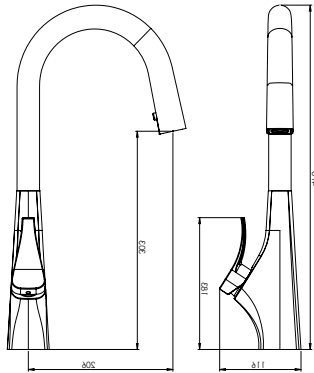
Gold
20108000007




Black
20108000004



Matte Gold
201080810005



Chrome
20108000005



Black

Chrome

Gold

Matte Gold



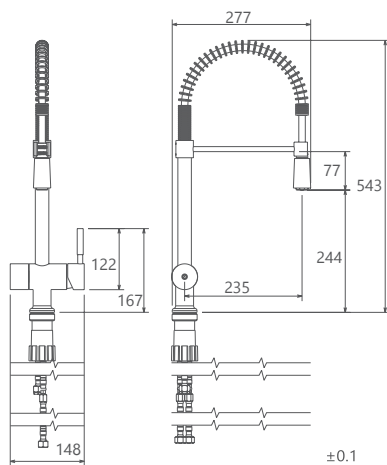
- High heat and pressure resistant ceramic cartridge
- With direct connection to water treatment machine
- State-of-the-art physical vapor deposition (PVD) coating
- Water saving perlator
- Easily cleanable
- Fast and easy installation
- Ergonomic structure
- Cartridge size: 35mm
- %100 QC
- Higher flexibility

Spring kitchen sink tap mixers type model, dual-purpose kitchen, with three cold water, warm water and water treatment machine inlets beneath the faucet. This faucet has two cold-warm water and water treatment machine levers.


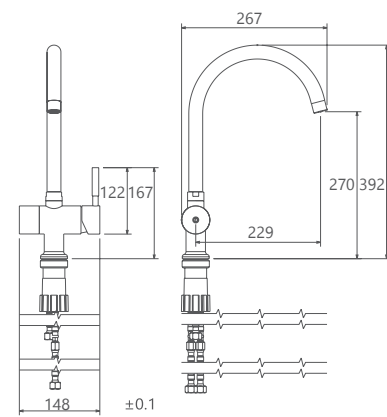
With water outlet for domestic water and water treatment machine water.



spring kitchen water filter
201100280005



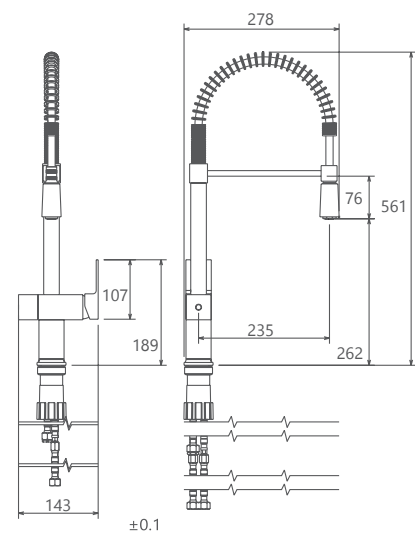
Dual-purpose kitchen
201100260005



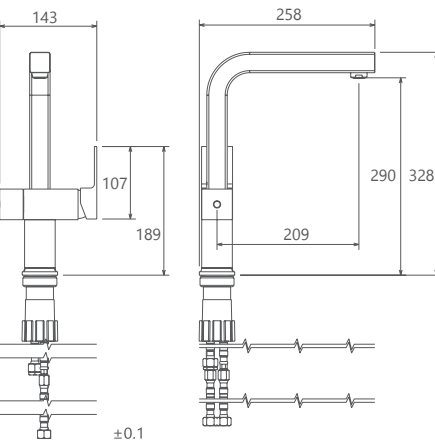
- High heat and pressure resistant ceramic cartridge
- With direct connection to water treatment machine
- State-of-the-art physical vapor deposition (PVD) coating
- Water saving perlator
- Easily cleanable
- Fast and easy installation
- Ergonomic structure
- Cartridge size: 35mm
- %100 QC
- Higher flexibility

Spring kitchen sink tap mixers type model, dual-purpose kitchen, with three cold water, warm water and water treatment machine inlets beneath the faucet. This faucet has two cold-warm water and water treatment machine levers.


With water outlet for domestic water and water treatment machine water.



spring kitchen water filter
201100290005



Dual-purpose kitchen
201100270005




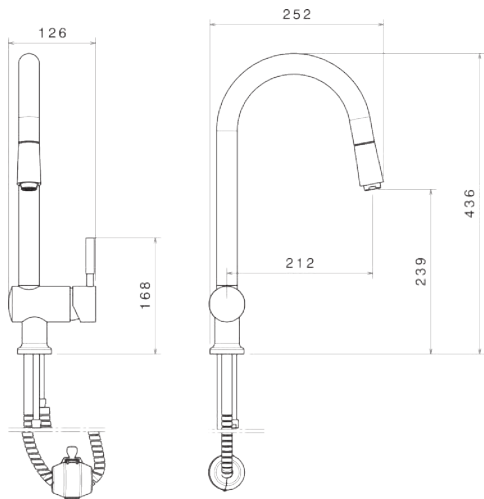
- High heat and pressure resistant ceramic cartridge
- With direct connection to water treatment machine
- Less surface sedimentation due to special body design
- Electrostatic powder paint coating (THK > 100μ)
- State-of-the-art physical vapor deposition (PVD) coating
- Fast and easy installation
- Easily cleanable
- Ergonomic structure
- Cartridge size: 40 mm
- %100 QC



Alster Kitchen mixer Type model, dual-purpose kitchen, with three cold water, warm water and water treatment machine inlets beneath the faucet. This faucet has two cold-warm water and water treatment machine levers. With water outlet for domestic water and water treatment machine water.



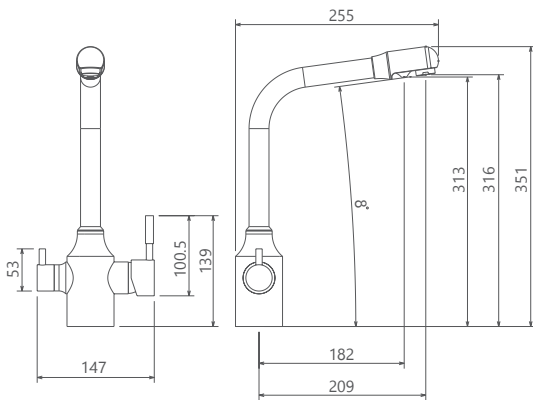
Pull Down Kitchen
201080150005



- High heat and pressure resistant ceramic cartridge
- Water saving perlator
- With direct connection to water treatment machine
- Fast and easy installation
- Easily cleanable
- Separate way at tap outlet for filter purified water
- Less surface sedimentation due to special body design
- Ergonomic structure
- Cartridge size: 35 mm
- %100 QC



Dual-Function Alberta Type model, dual-purpose kitchen, with three cold water, warm water and water treatment machine inlets beneath the faucet. This faucet has two cold-warm water and water treatment machine levers. With water outlet for domestic water and water treatment machine water.



Dual-purpose kitchen
201100300005



Chrome



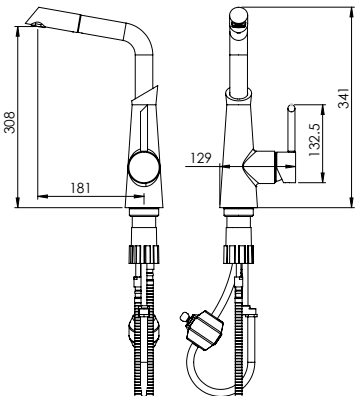
Aksel

Collection

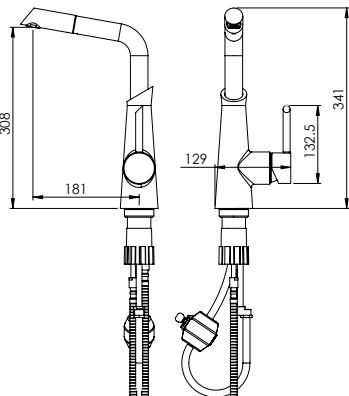
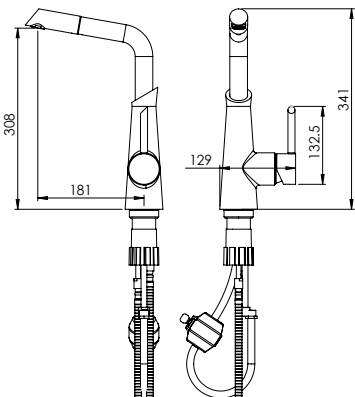
- High heat and pressure resistant ceramic cartridge
- Water saving perlator
- Less surface sedimentation due to special body design
- With antibacterial feature using advanced technology
- State-of-the-art physical vapor deposition (PVD) coating
- Fast and easy installation
- Easily cleanable
- Ergonomic structure
- Cartridge size: 40 mm
- %100 QC



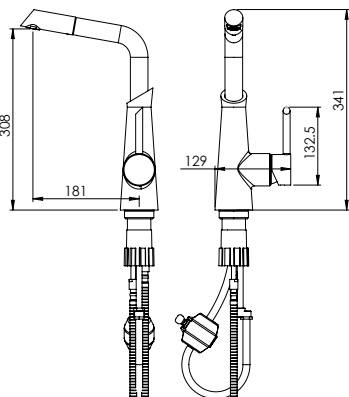
Chrome / Red
201080810005




Chrome
201080810005



Gold
201080000004

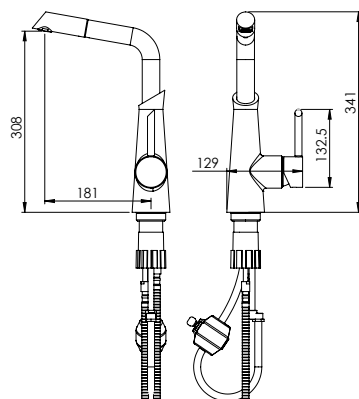


Gold/ Matte
201080000005

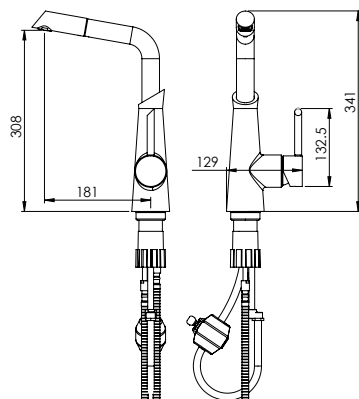




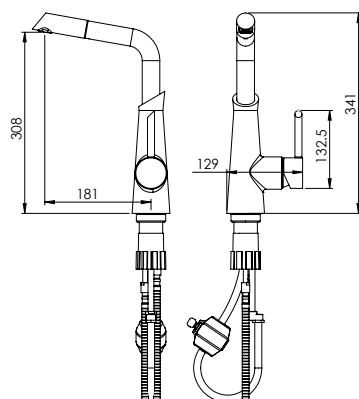
Matte Chrome
201080810005



Black
201080810005



Red
201080810005





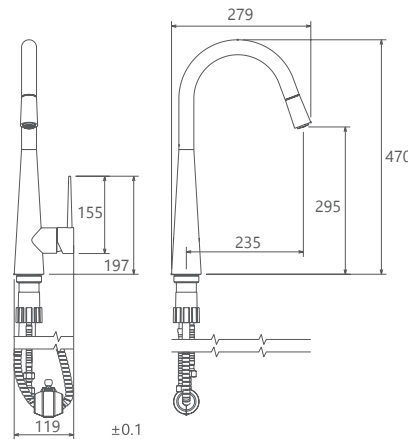
Iten

Collection

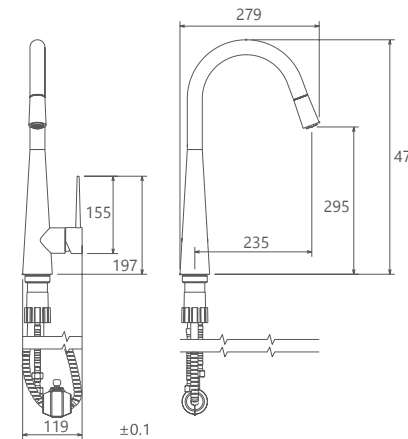
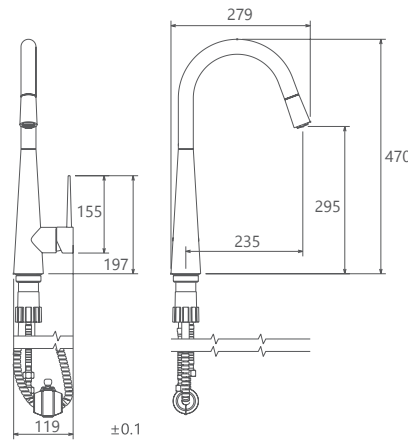
- High heat and pressure resistant ceramic cartridge
- Water saving perlator
- Less surface sedimentation due to special body design
- With antibacterial feature using advanced technology
- State-of-the-art physical vapor deposition (PVD) coating
- Fast and easy installation
- Easily cleanable
- Ergonomic structure
- Cartridge size: 40 mm
- %100 QC



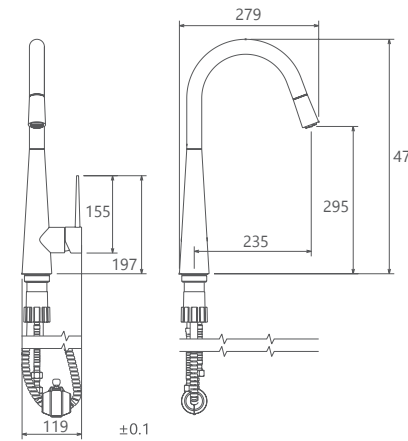

Chrome
201080250005



Matte Chrome
201080250007



Gold
201080250018

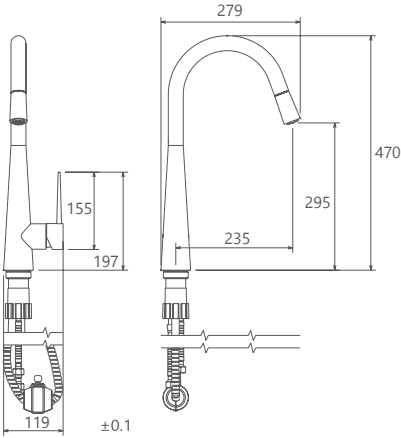


Matte Gold
201080250019

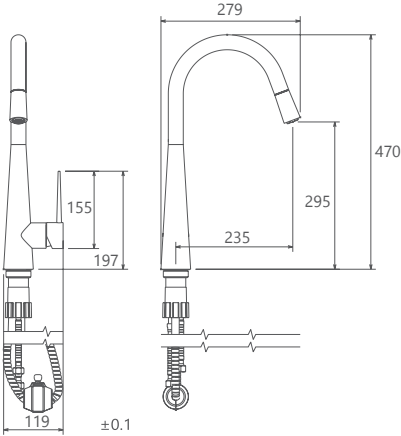




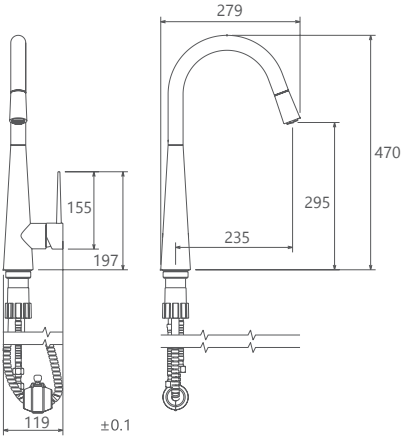
Ivory
201080000021



White
201080000008



Gray
201080000023



Gray

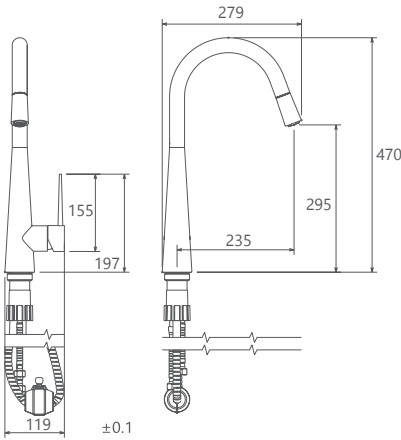
White

Ivory

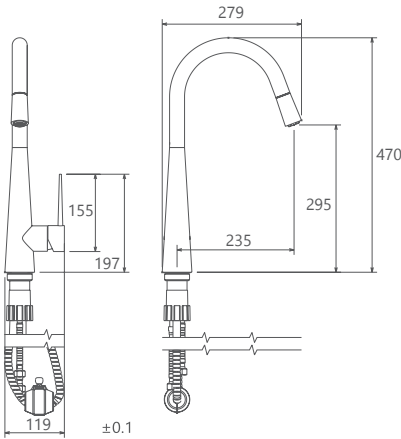




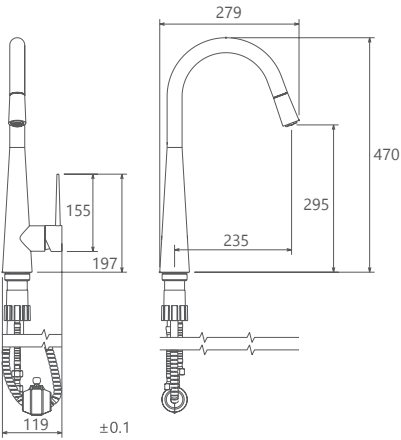
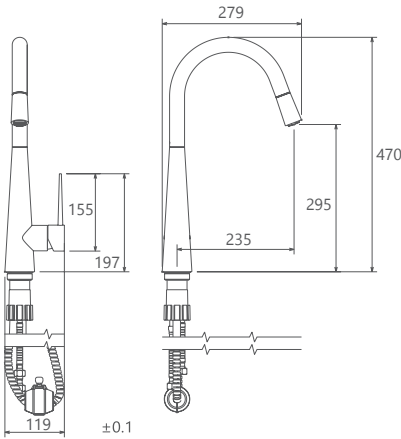
Yellow
201080250017



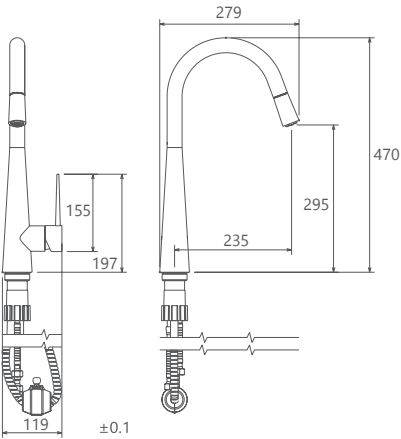
Orange
201080250014



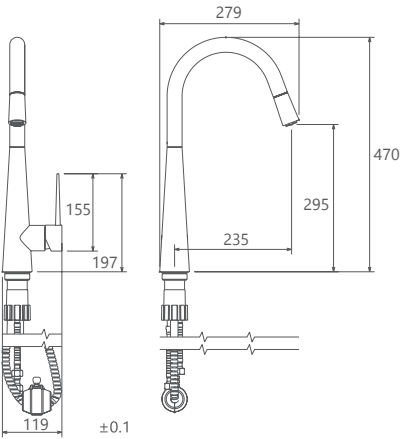
Red
201080250013



Blue
201080000022



Green
201080250015



Black
201080000020

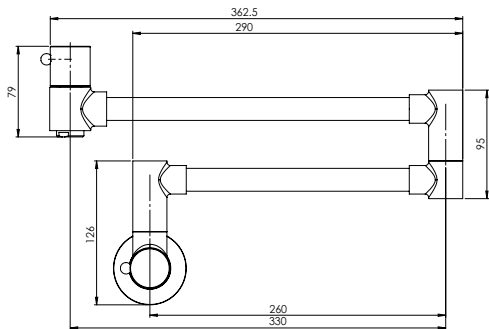




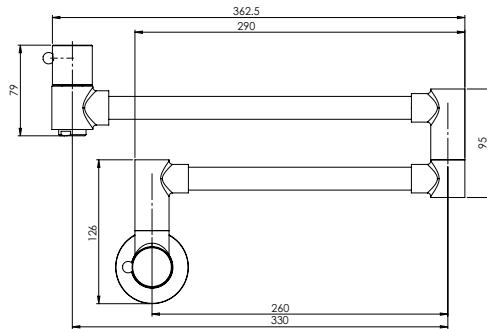
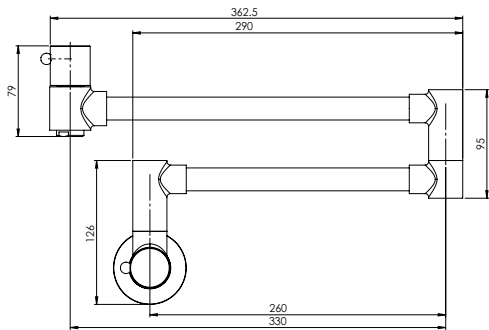
- High heat and pressure resistant ceramic cartridge
- Water saving perlator
- Less surface sedimentation due to special body design
- With antibacterial feature using advanced technology
- State-of-the-art physical vapor deposition (PVD) coating
- Fast and easy installation
- Easily cleanable
- Ergonomic structure
- Cartridge size: 40 mm
- %100 QC



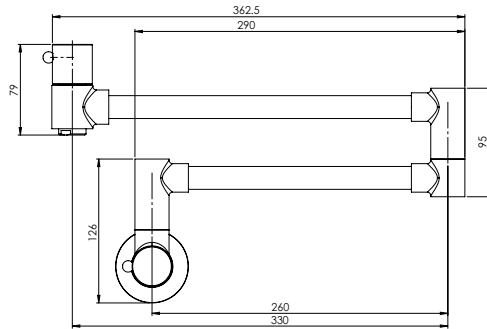
Chrome
201300170005



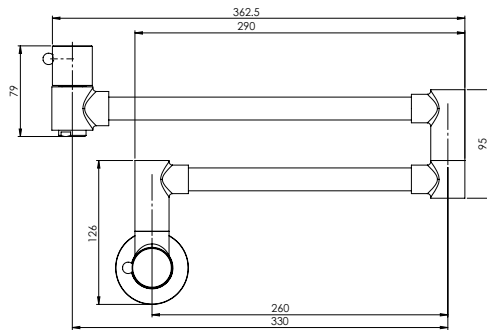

Matte Chrome
201300000002




Black
201300000003



Matte Gold
201300000004



Gold
201300000001



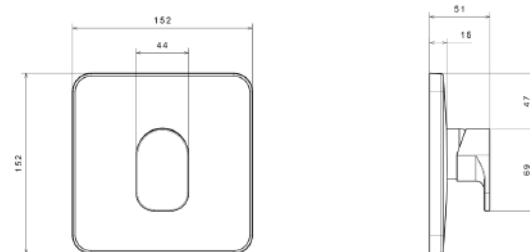
Chrome Gold Matte Gold Matte Chrome Black



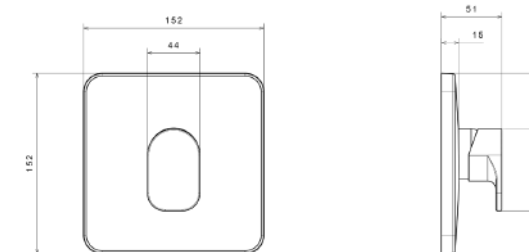
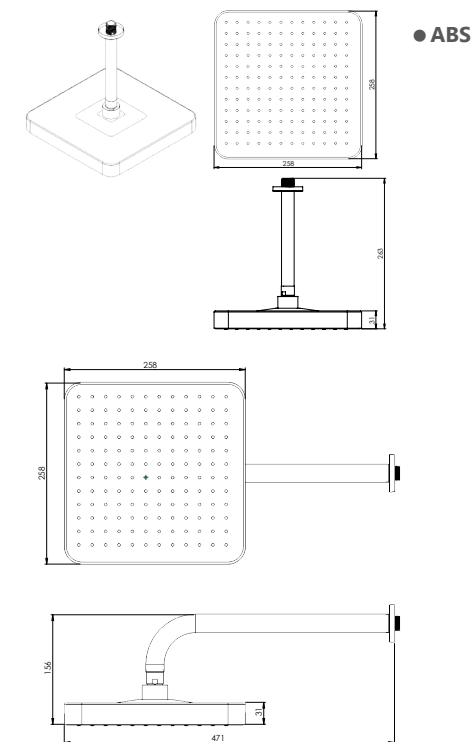
Concealed

Collection

- High heat and pressure resistant ceramic cartridge
- Fast and easy installation
- Shower head silicon nozzles with less sedimentation
- Concealed showers, offered in two wall and/or ceiling mounted types
- Access to interior parts without damaging the wall
- Flexible for layout
- Less space occupancy
- Easily cleanable
- Ergonomic structure
- Cartridge size: 35 mm
- %100 QC



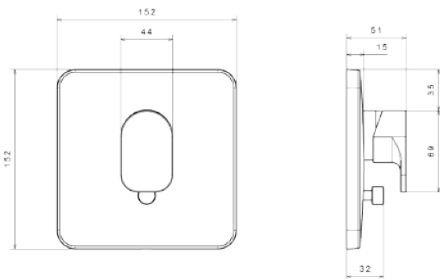
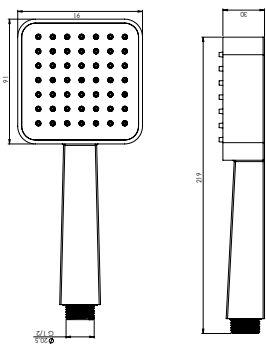
Toilet
303400000040



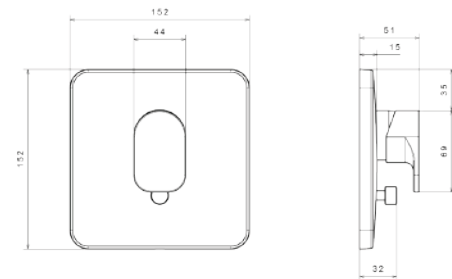
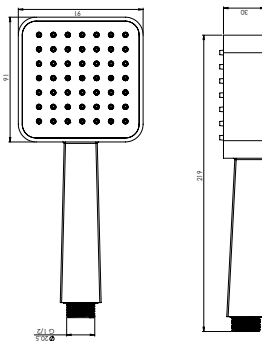
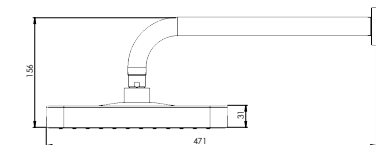
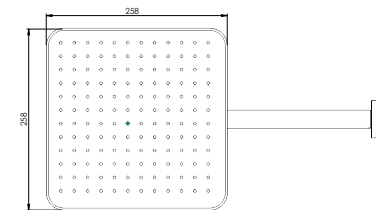
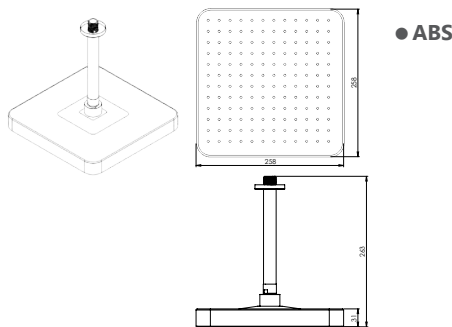
Bathroom - Type 1 - wall - ABS
202150000003

Bathroom - Type 1 - ceiling - ABS
20215000002






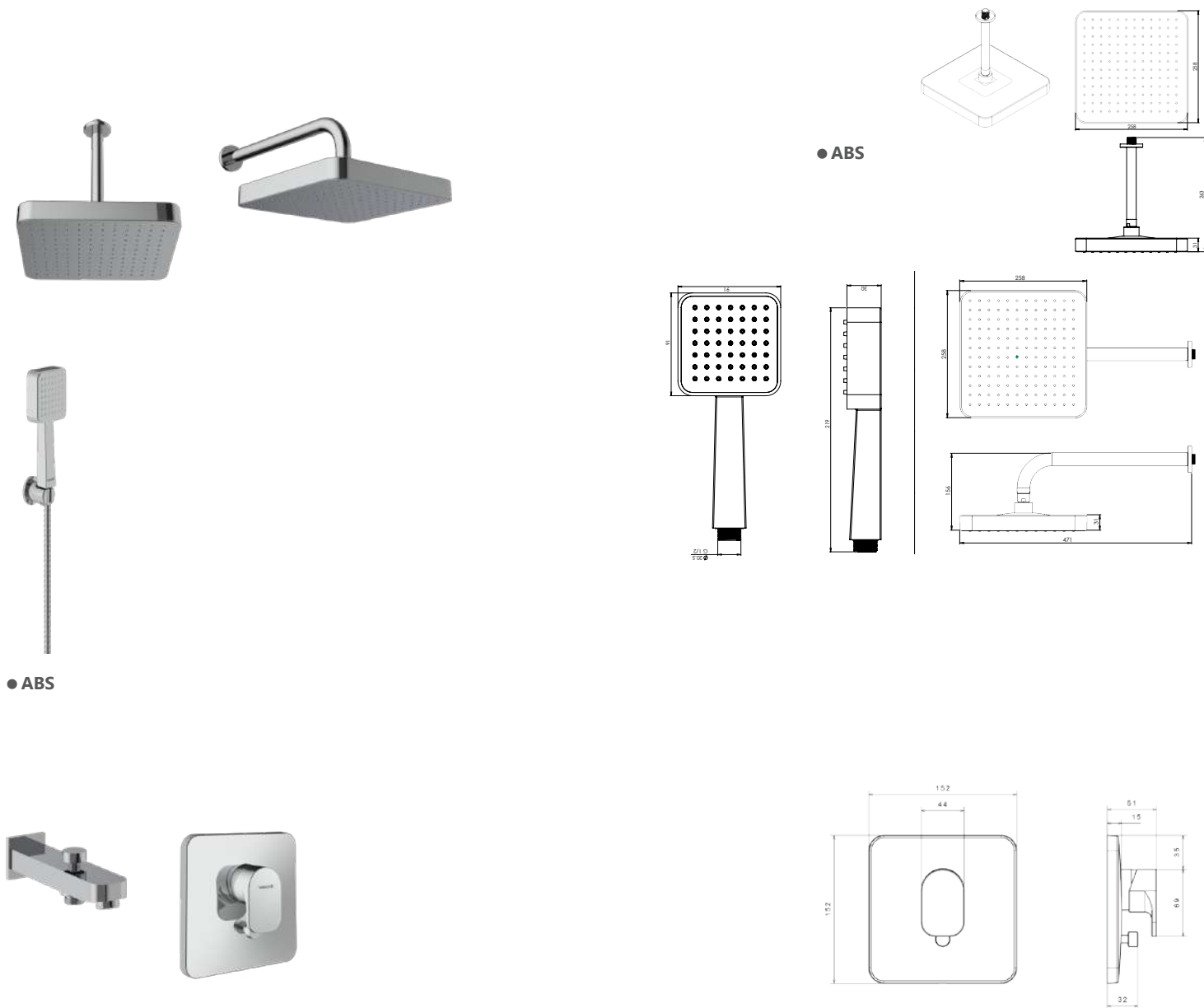
Bathroom - Type 2
202150000004



Bathroom - Type 3 - wall - ABS
202150000006

Bathroom - Type 3 - ceiling - ABS
202150000005

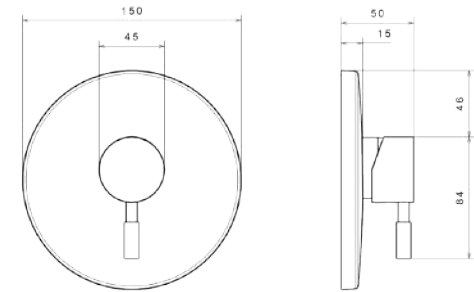





Bathroom - Type 4 - wall - ABS
202150000008

Bathroom - Type 4 - ceiling - ABS
202150000007

- High heat and pressure resistant ceramic cartridge
- Fast and easy installation
- Shower head silicon nozzles with less sedimentation
- Concealed showers, offered in two wall and/or ceiling mounted types
- Access to interior parts without damaging the wall
- Flexible for layout
- Less space occupancy
- Easily cleanable
- Ergonomic structure
- Cartridge size: 35 mm
- %100 QC

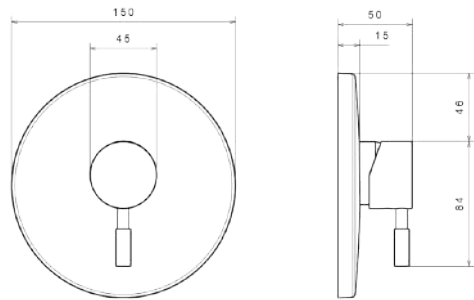
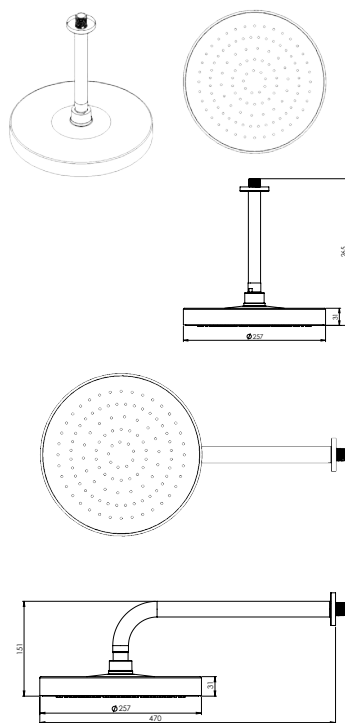


Toilet
303400000032



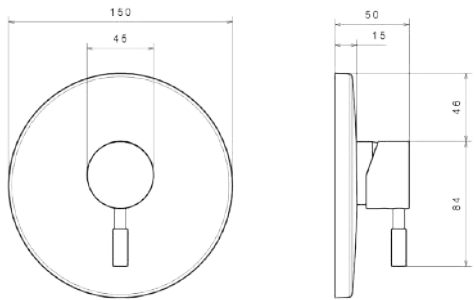
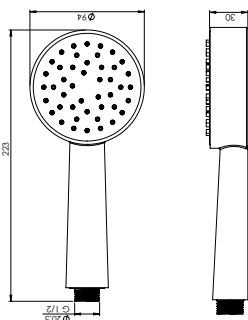


● ABS




Bathroom - Type 1 - wall - ABS
202150000023

Bathroom - Type 1 - ceiling - ABS
202150000001



Bathroom - Type 2
202150000024

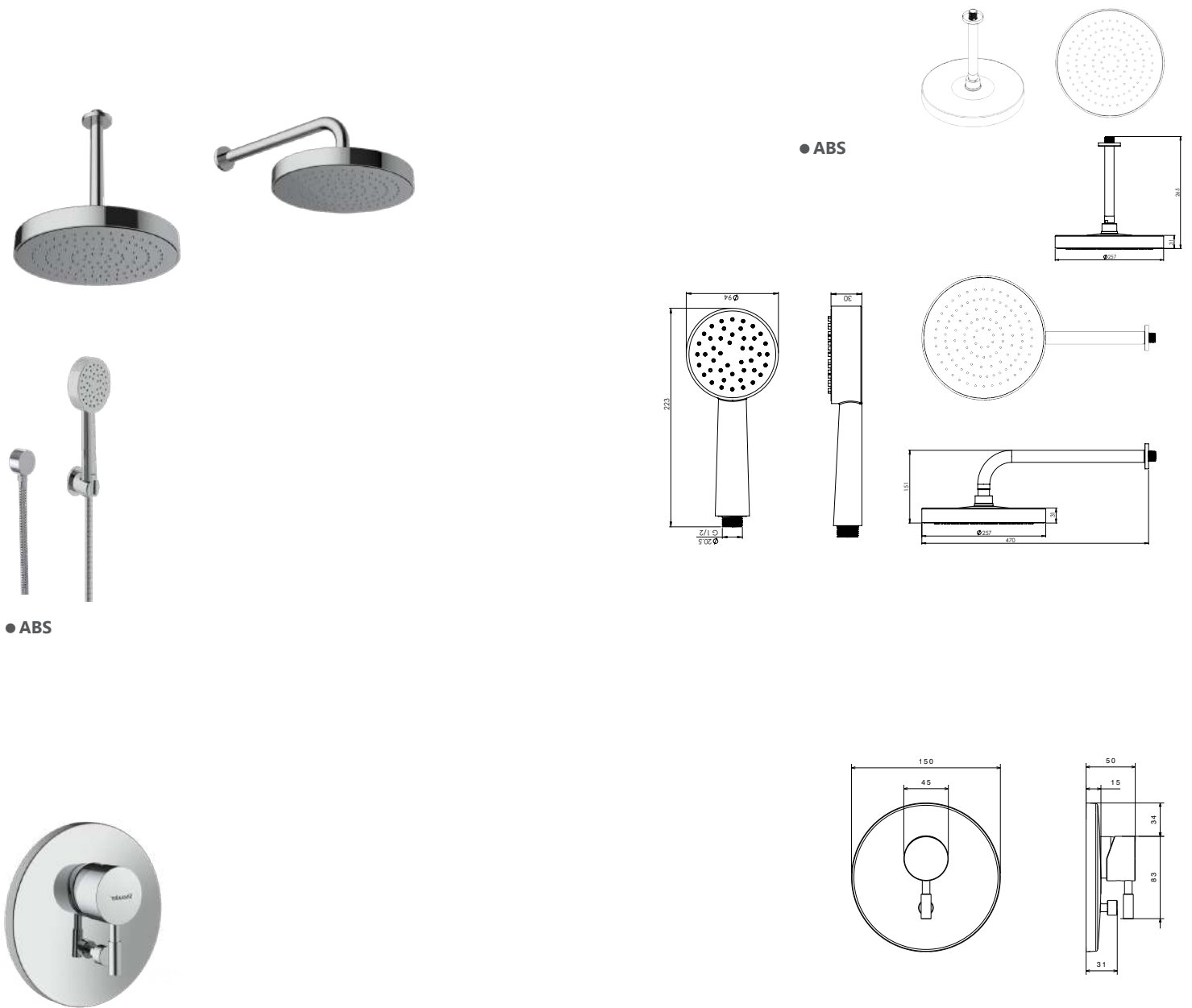


Chrome Gold Gold/Ivory Chrome/Ivory Black



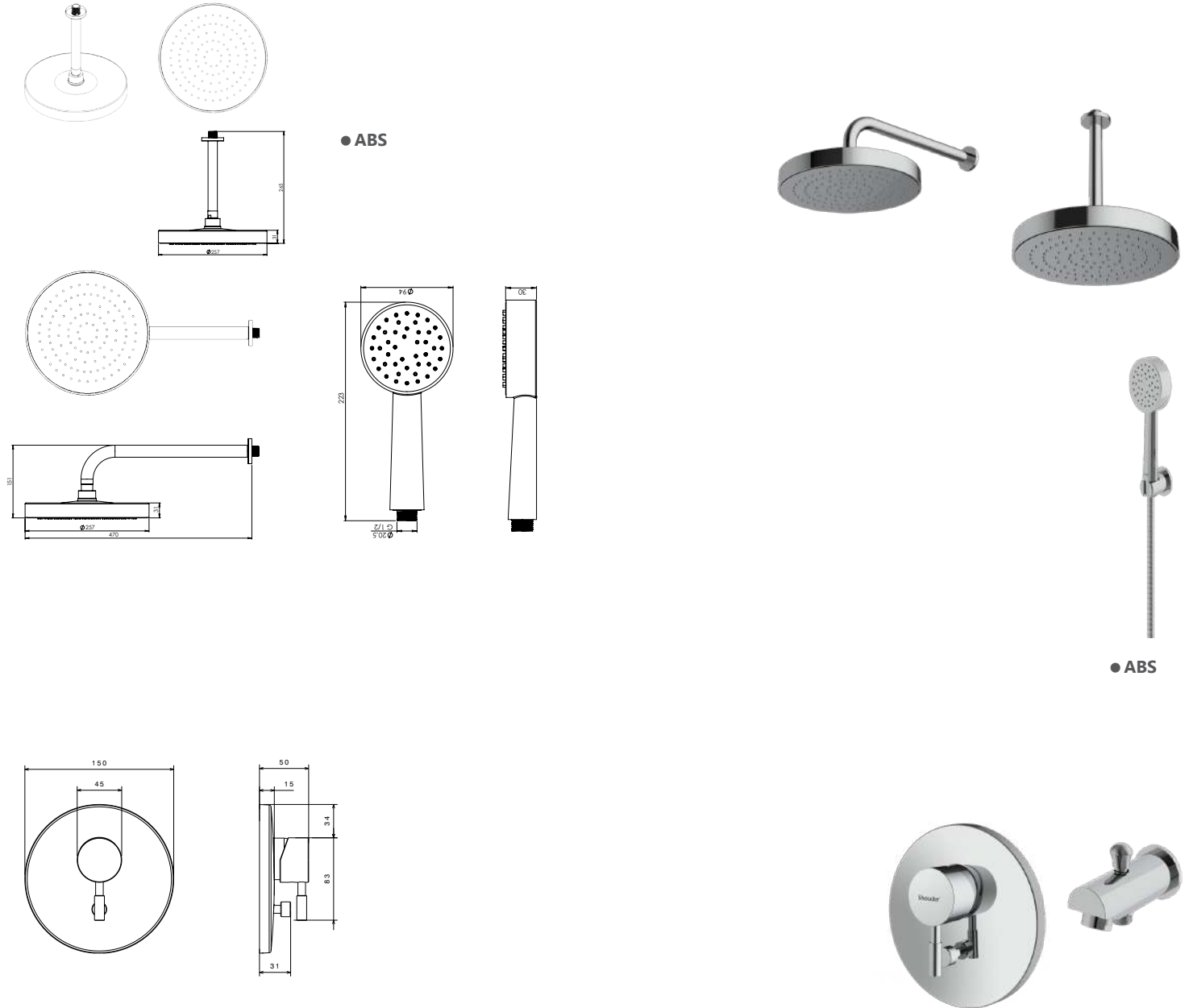
● ABS






Bathroom - Type 3 - wall - ABS
202150000026

Bathroom - Type 3 - ceiling - ABS
202150000025

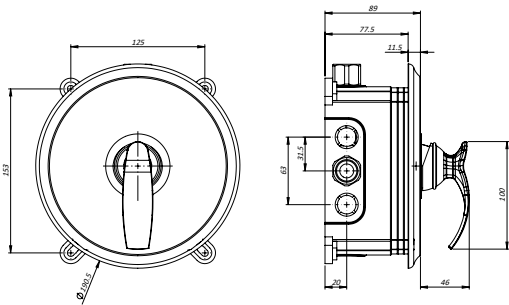


Bathroom - Type 4 - wall - ABS
202150000028

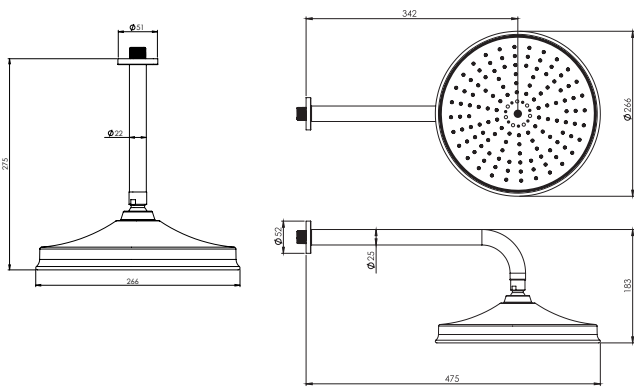
Bathroom - Type 4- ceiling - ABS
202150000027



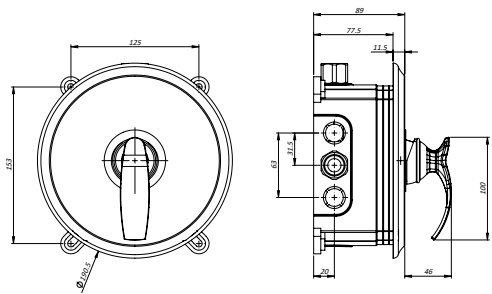
- High heat and pressure resistant ceramic cartridge
- Fast and easy installation
- Shower head silicon nozzles with less sedimentation
- Concealed showers, offered in two wall and/or ceiling mounted types
- Access to interior parts without damaging the wall
- Flexible for layout
- Less space occupancy
- Easily cleanable
- Ergonomic structure
- Cartridge size: 35 mm
- %100 QC



Toilet
202160000007



● ABS



Bathroom - Type 1 - wall - ABS
202150000045

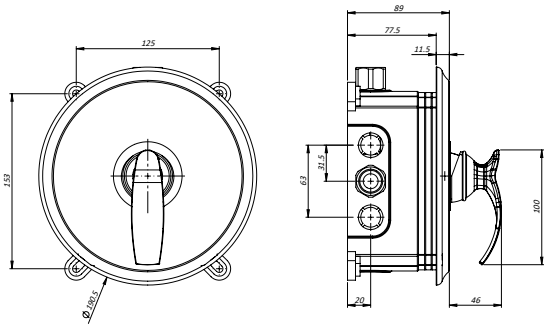
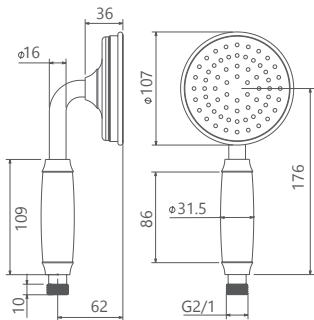
Bathroom - Type 1 - ceiling - ABS
202150000044



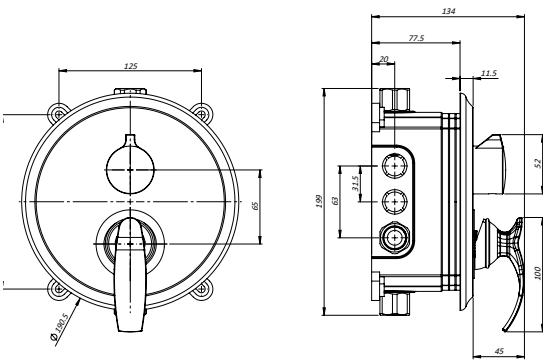
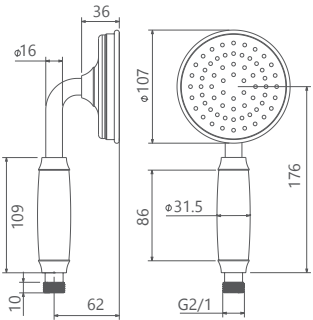
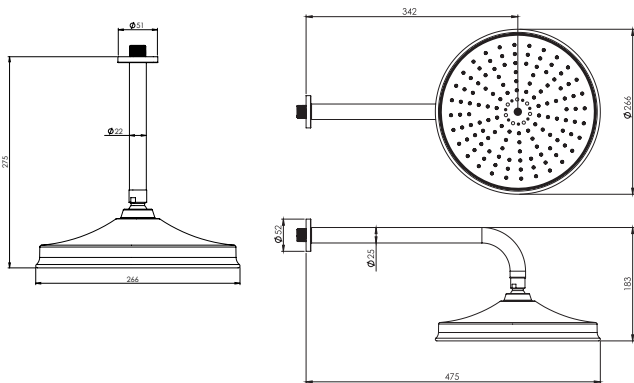
Chrome Gold Matte Gold



● ABS



Bathroom - Type 2
202150000046



Bathroom - Type 3 - wall - ABS
202150000048

Bathroom - Type 3 - ceiling - ABS
202150000047



● ABS



● ABS



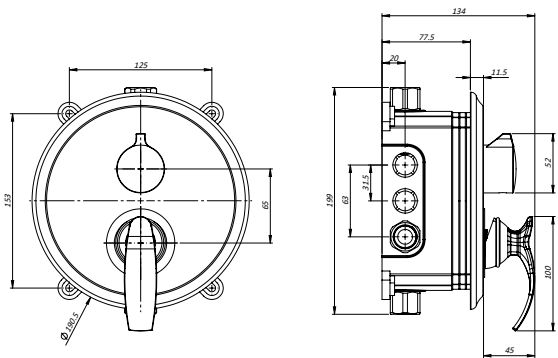
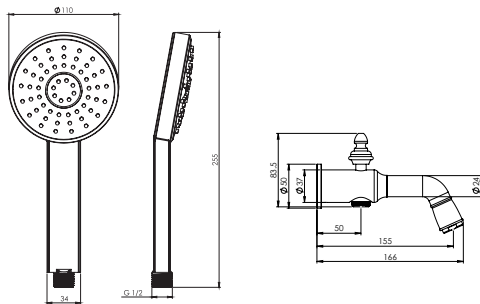
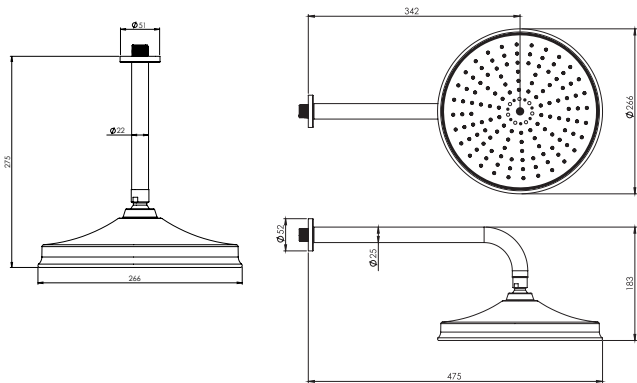
Chrome Gold Matte Gold



● ABS



● ABS



Bathroom - Type 4 - wall - ABS
202150000050

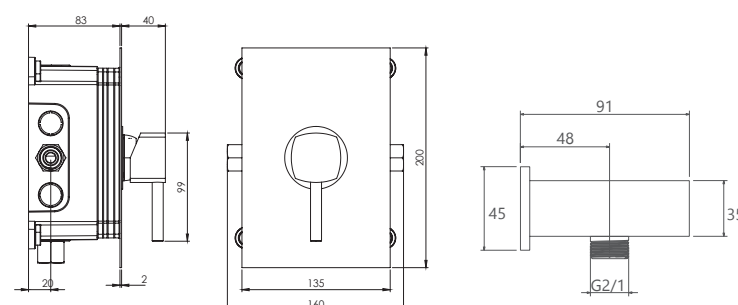
Bathroom - Type 4 - ceiling - ABS
202150000049



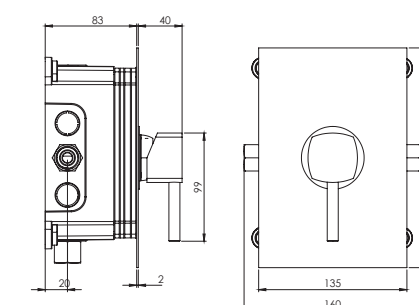
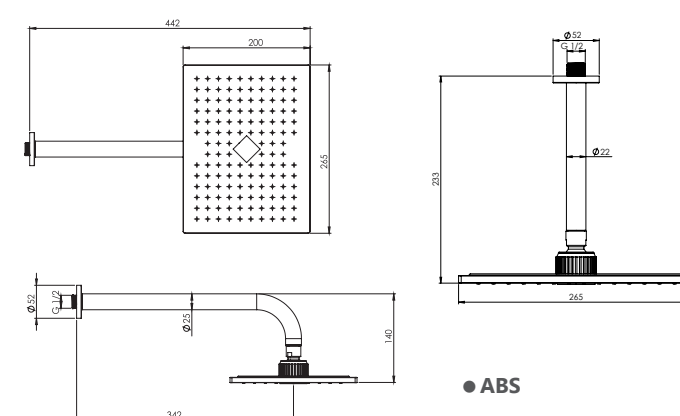
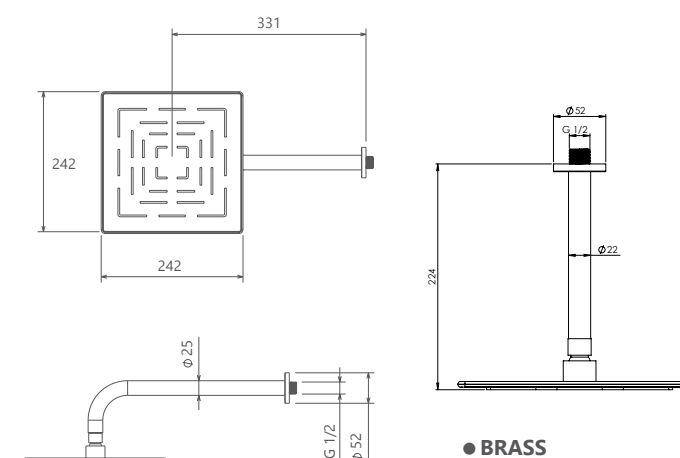
Chrome Gold Matte Gold



- High heat and pressure resistant ceramic cartridge
- Fast and easy installation
- Shower head silicon nozzles with less sedimentation
- Concealed showers, offered in two wall and/or ceiling mounted types
- Access to interior parts without damaging the wall
- Flexible for layout
- Less space occupancy
- Easily cleanable
- Ergonomic structure
- Cartridge size: 35 mm
- %100 QC



Toilet
202180391505



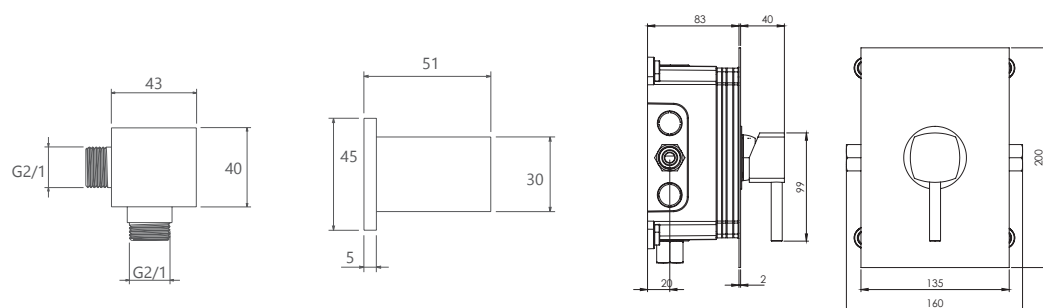
Bathroom - Type 1 - wall - Brass
202150390305

Bathroom - Type 1 - ceiling - Brass
202150390105

Bathroom - Type 1 - wall - ABS
202150390405

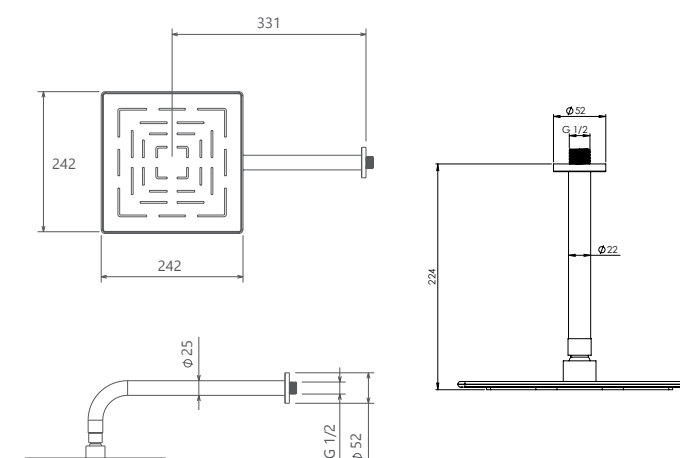
Bathroom - Type 1 - ceiling - ABS
202150390205



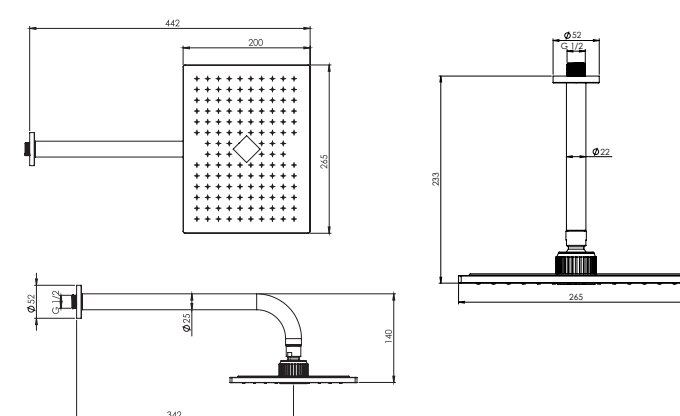


Bathroom - Type 2
202150390505

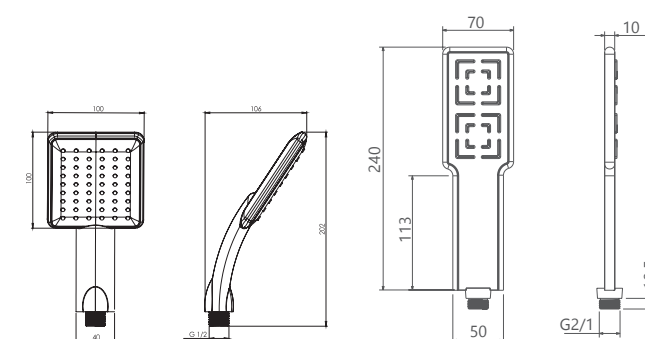
Bathroom - Type 2 - ABS
202150390605



● **BRASS**

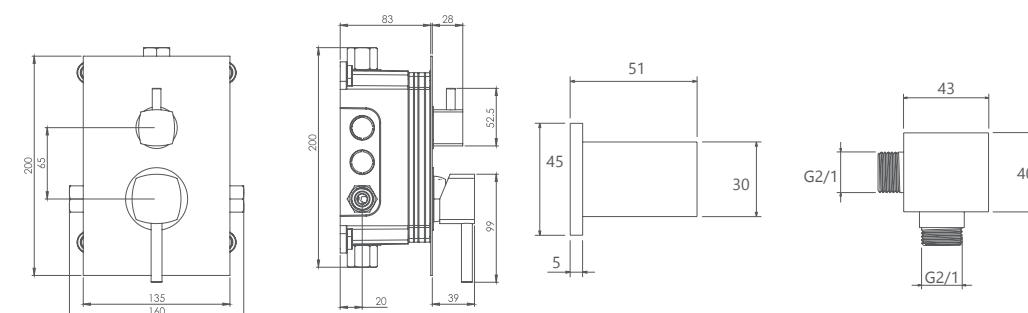


- **ABS**



● **BRASS**

- **ABS**



Bathroom - Type 3 - wall - Brass
202150390905

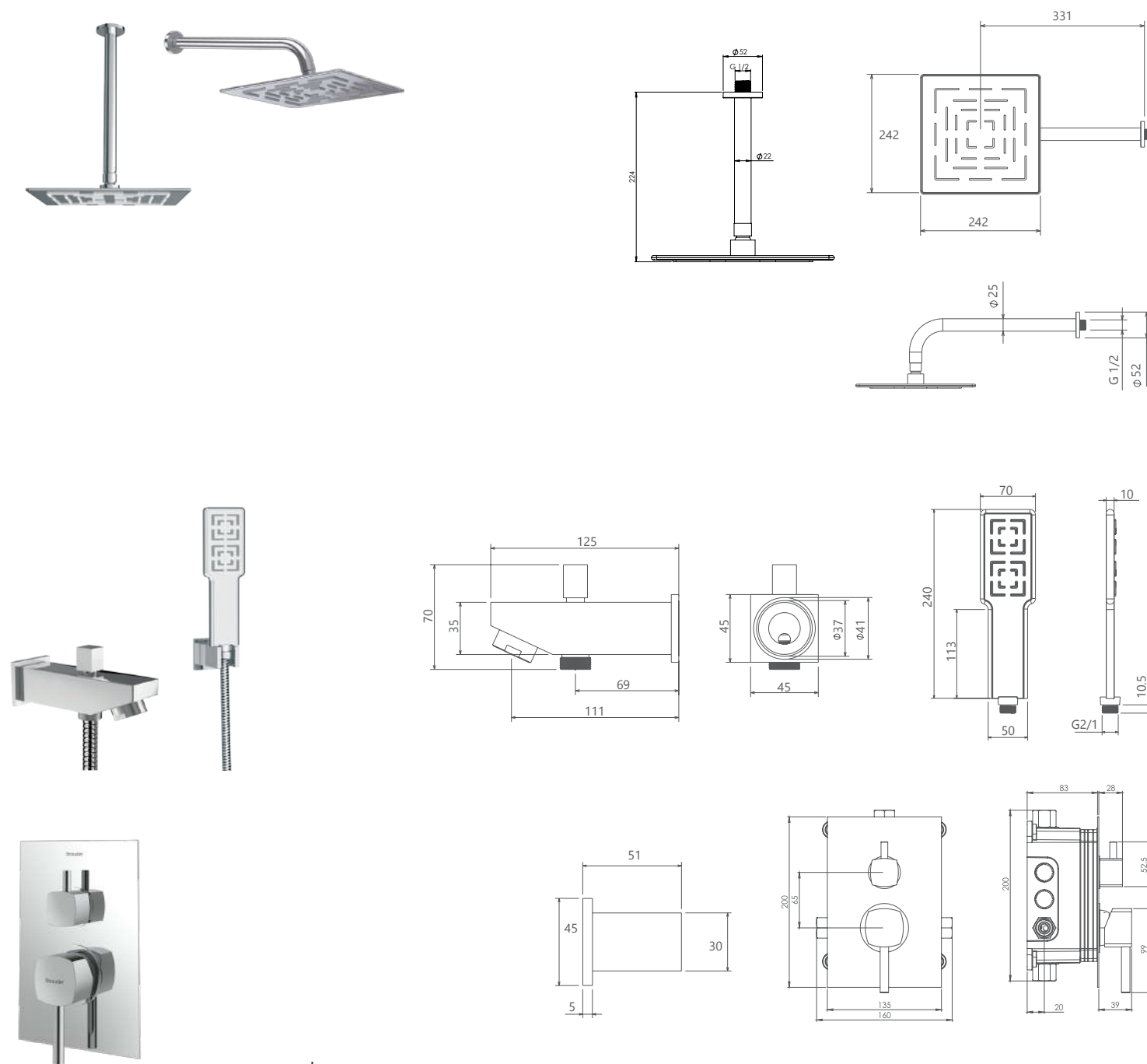
Bathroom - Type 3 - ceiling - Brass
202150390705

Bathroom - Type 3 - wall - ABS
202150391005

Bathroom - Type 3 - ceiling - ABS
202150390805

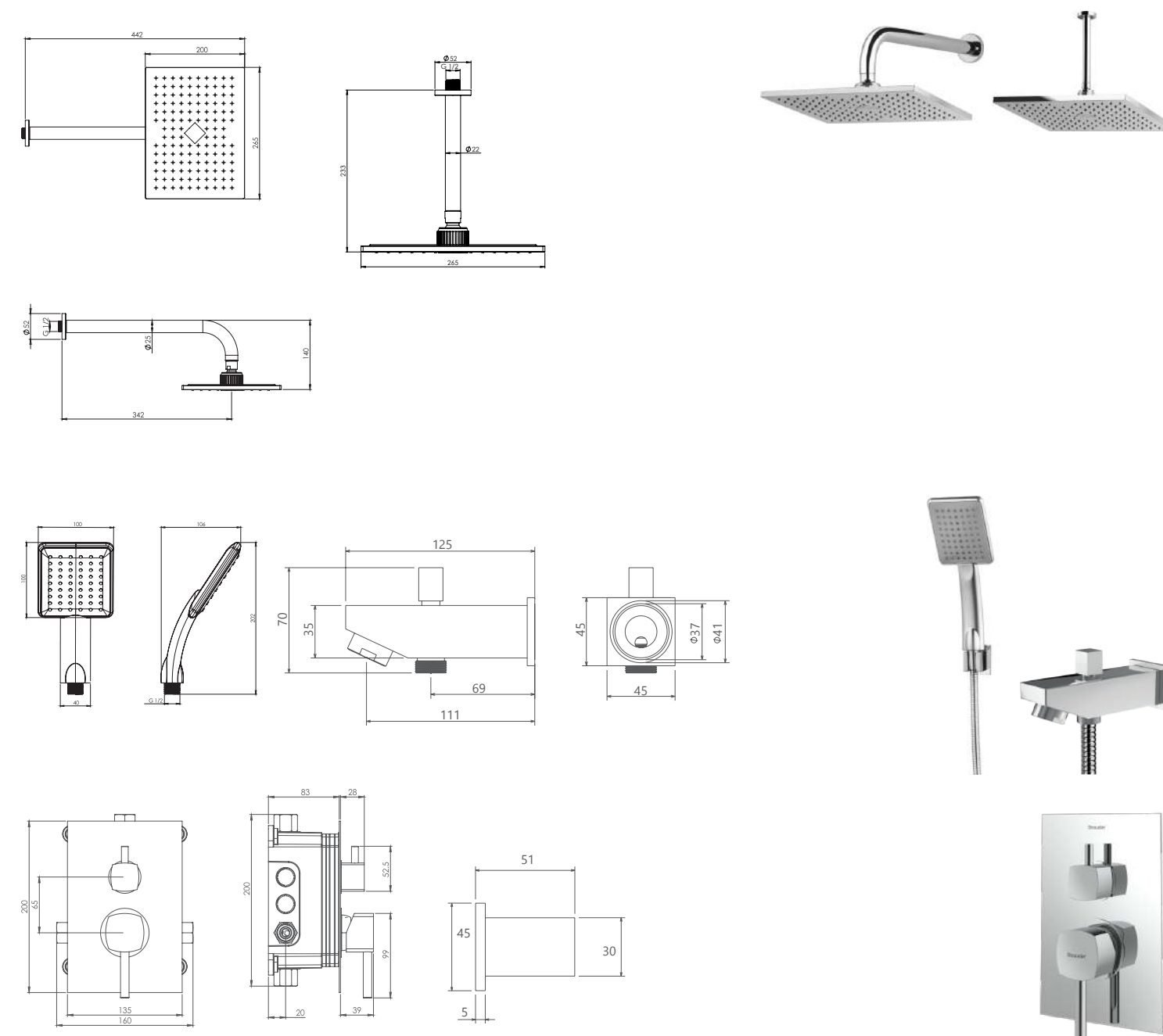


Chrome Gold Matte Gold Matte Chrome Gold/Ivory Chrome/Ivory Black/Gold Black/Chrome



Bathroom - Type 4 - wall
202150391305

Bathroom - Type 4 - ceiling
202150391105



Bathroom - Type 4 - wall - ABS
202150391405

Bathroom - Type 4 - ceiling - ABS
202150391205


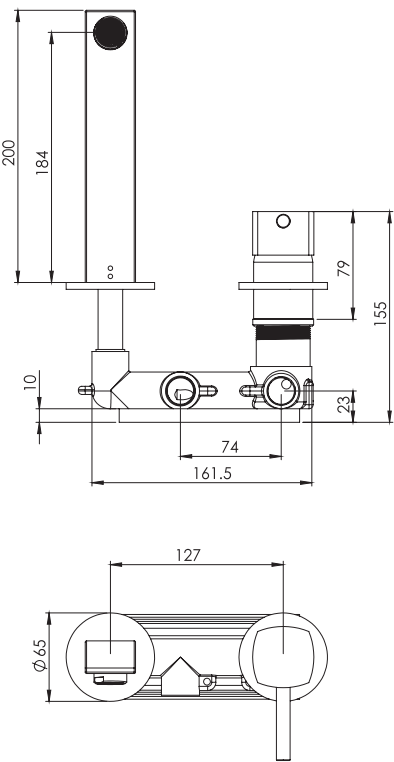
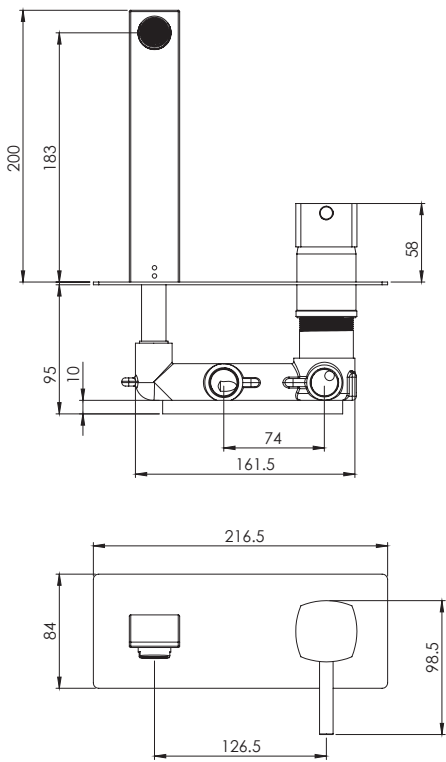


Chrome Gold Matte Gold Matte Chrome Gold/Ivory Chrome/Ivory Black/Gold Black/Chrome

- High heat and pressure resistant ceramic cartridge
- Fast and easy installation
- Easily cleanable
- Flexible for layout
- Less space occupancy
- Ergonomic structure
- Cartridge size: 35 mm
- %100 QC



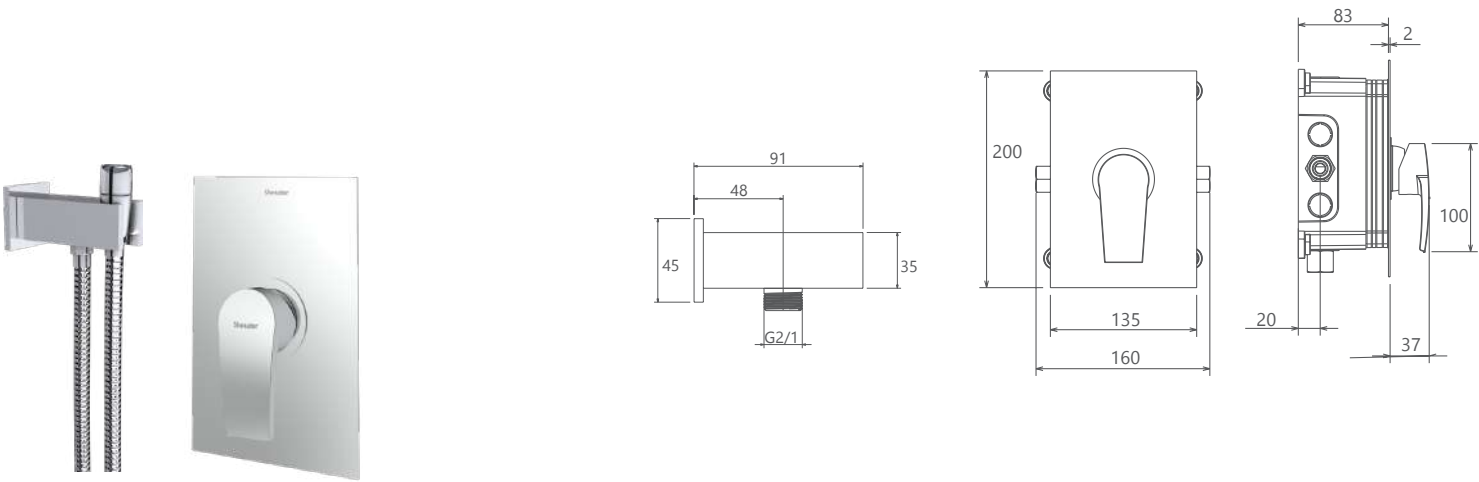
202180391505



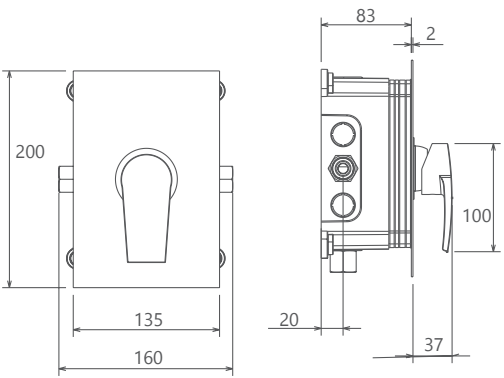
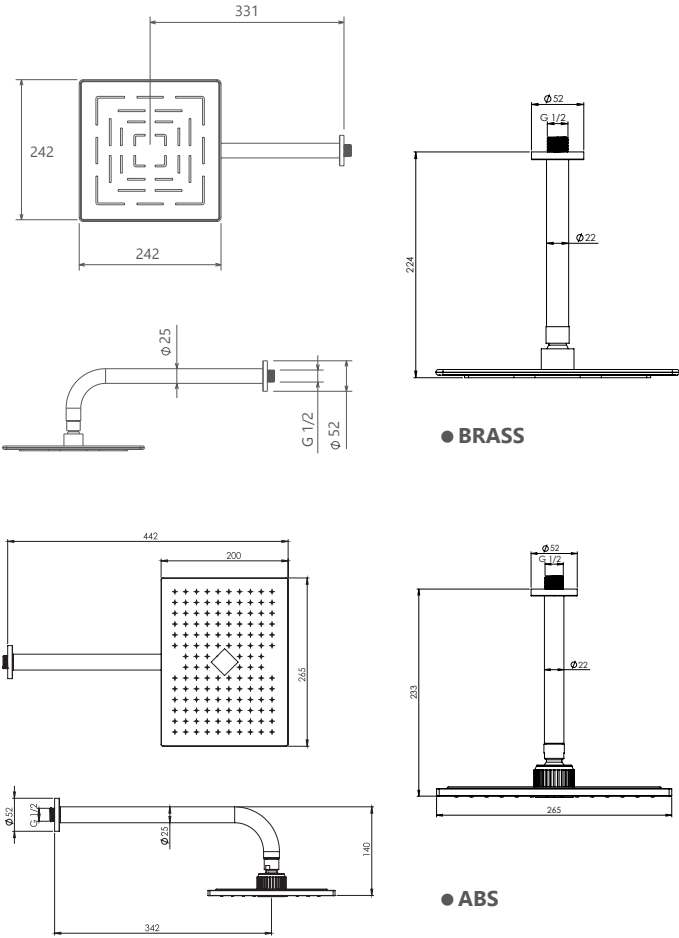
202180391605



- High heat and pressure resistant ceramic cartridge
- Fast and easy installation
- Shower head silicon nozzles with less sedimentation
- Concealed showers, offered in two wall and/or ceiling mounted types
- Access to interior parts without damaging the wall
- Flexible for layout
- Less space occupancy
- Easily cleanable
- Ergonomic structure
- Cartridge size: 35 mm
- %100 QC



Toilet
202160400005




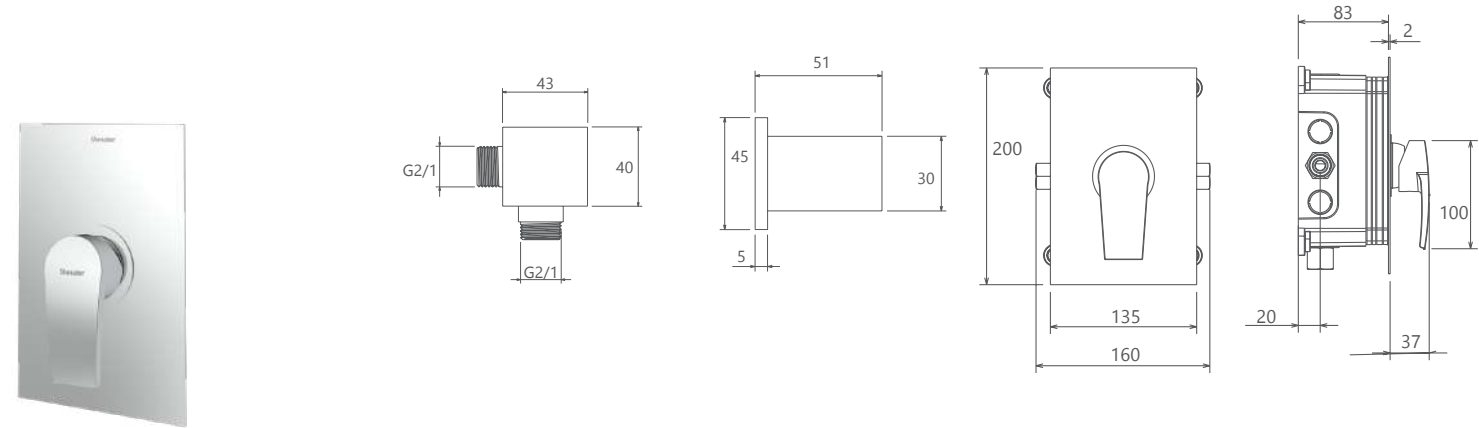
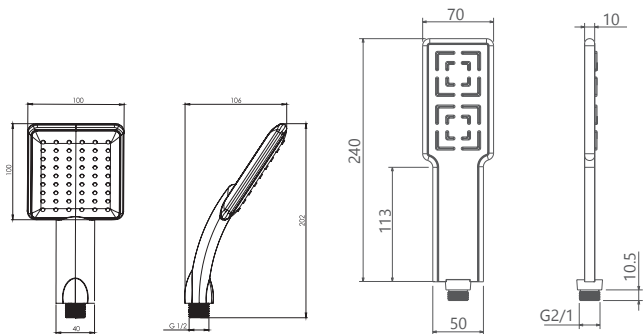
Bathroom - Type 1 - wall - Brass
202150400305

Bathroom - Type 1 - wall - ABS
202150400405

Bathroom - Type 1 - ceiling - Brass
202150400105

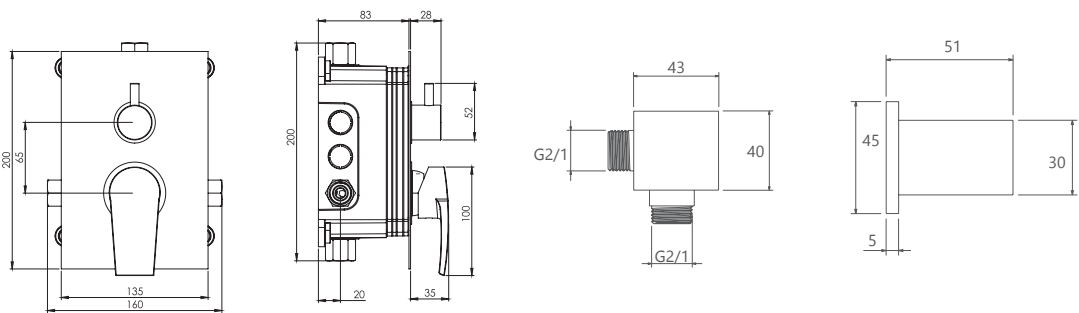
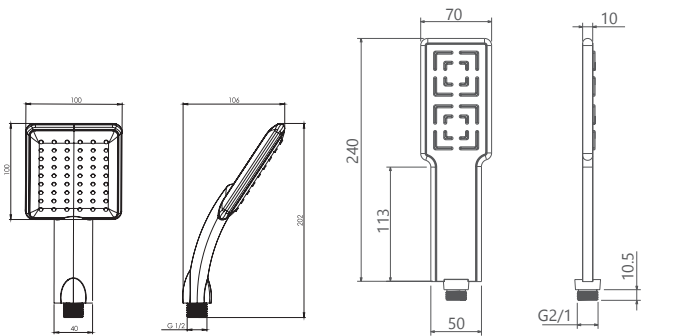
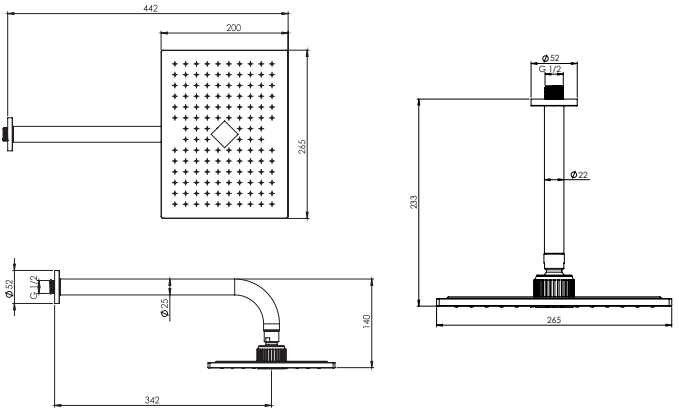
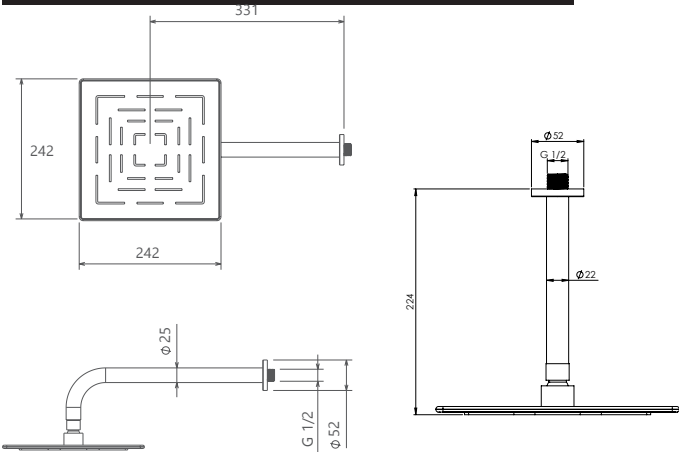
Bathroom - Type 1 - ceiling - ABS
202150400205





Bathroom - Type 2
202150400505

Bathroom - Type 2 - ABS
202150400605



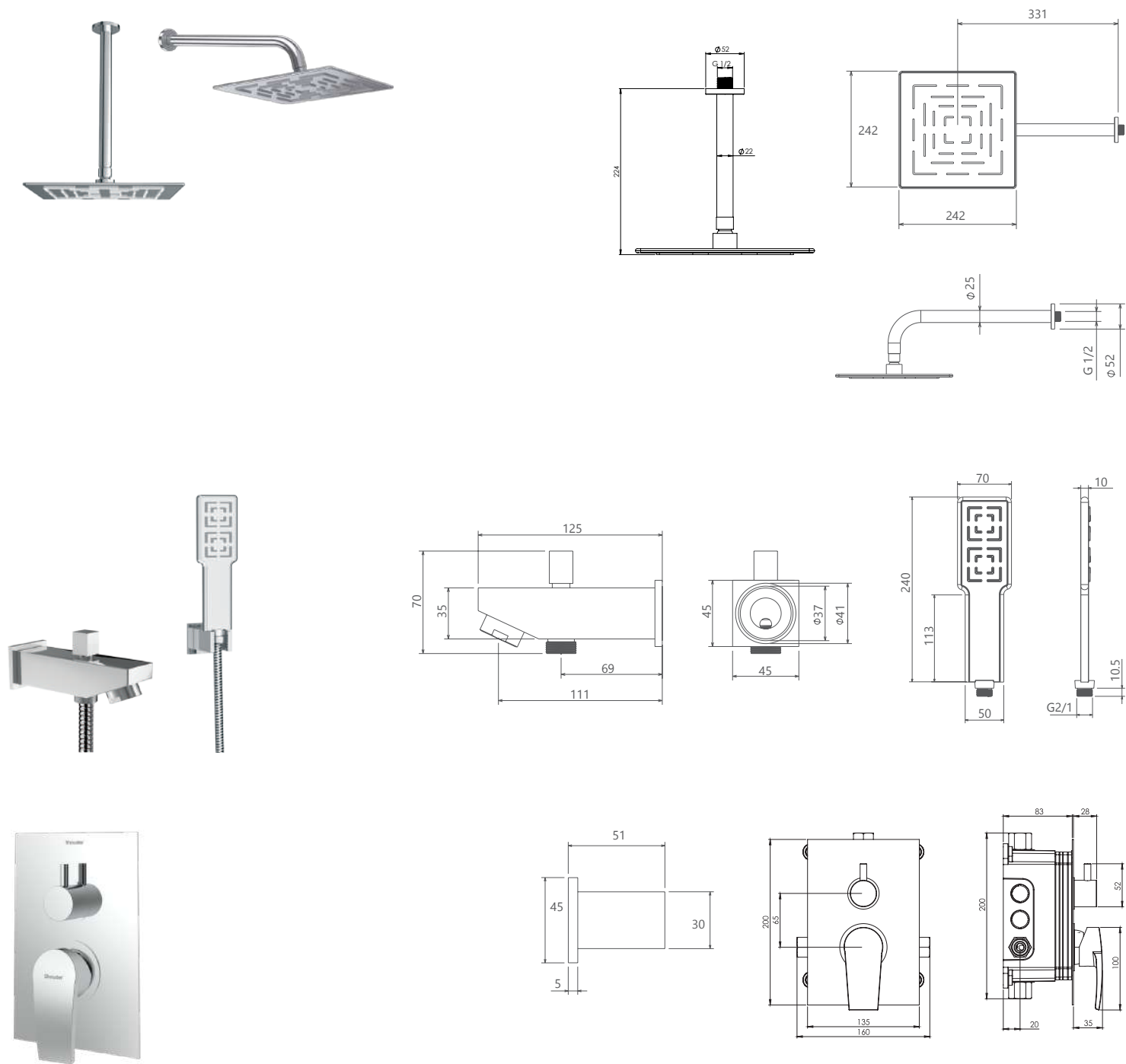
Bathroom - Type 3 - wall - Brass
202150400905

Bathroom - Type 3 - ceiling - Brass
202150400705

Bathroom - Type 3 - wall - ABS
202150401005

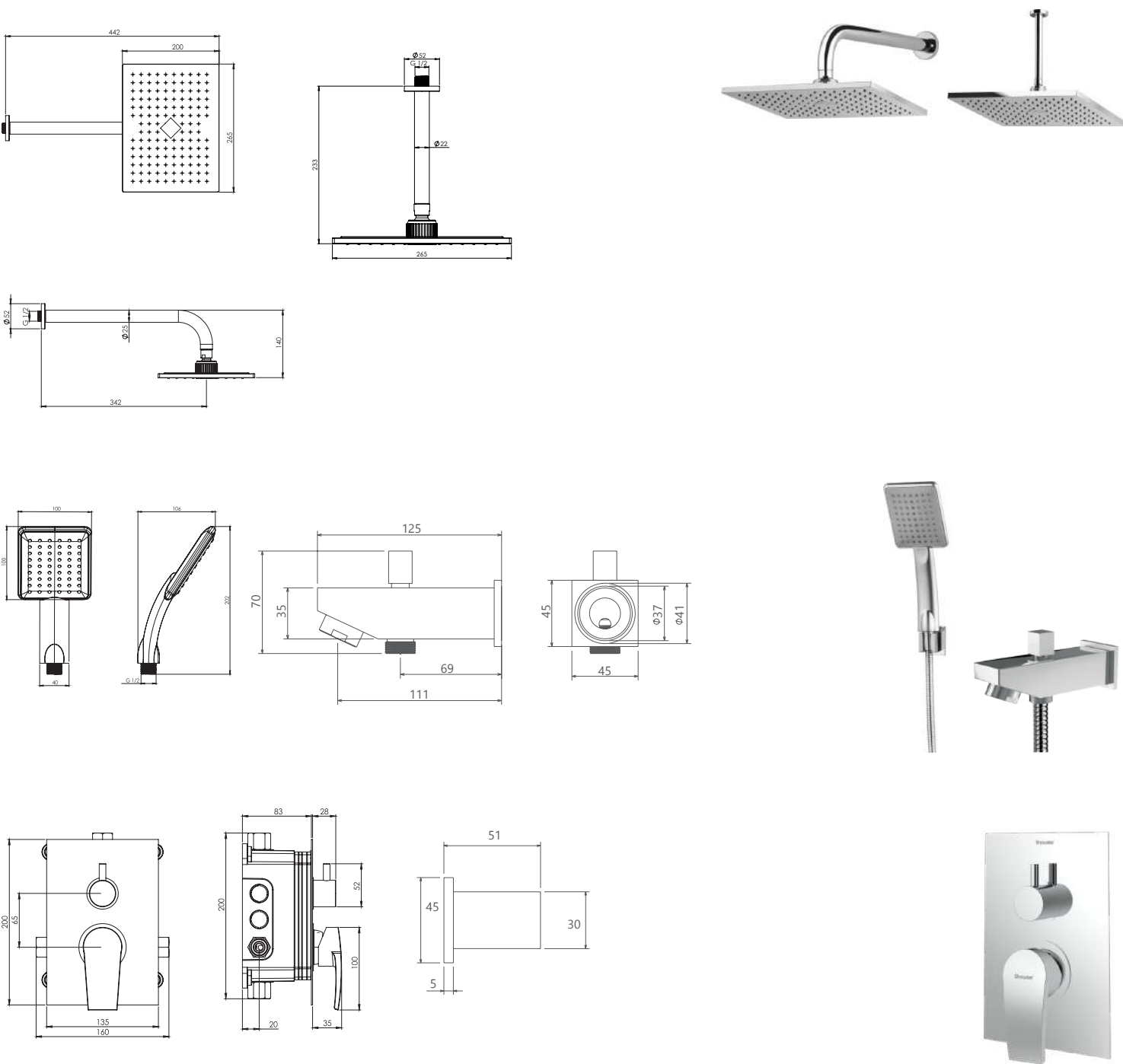
Bathroom - Type 3 - ceiling - ABS
202150400805






Bathroom - Type 4 - ceiling
202150401105

Bathroom - Type 4 - wall
202150401305



Bathroom - Type 4 - ceiling - ABS
202150401205

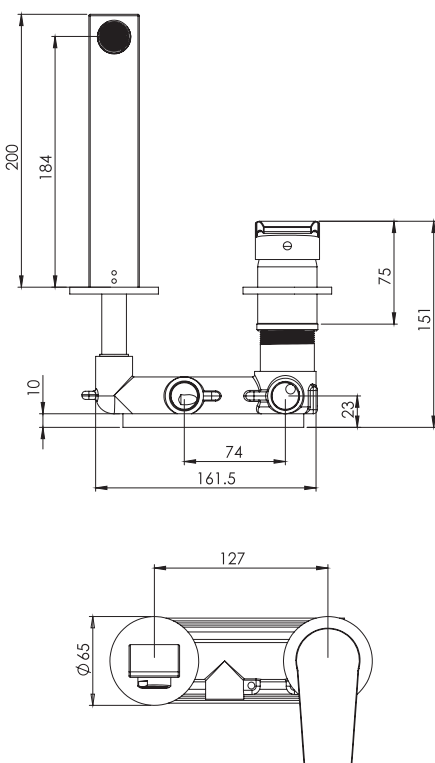
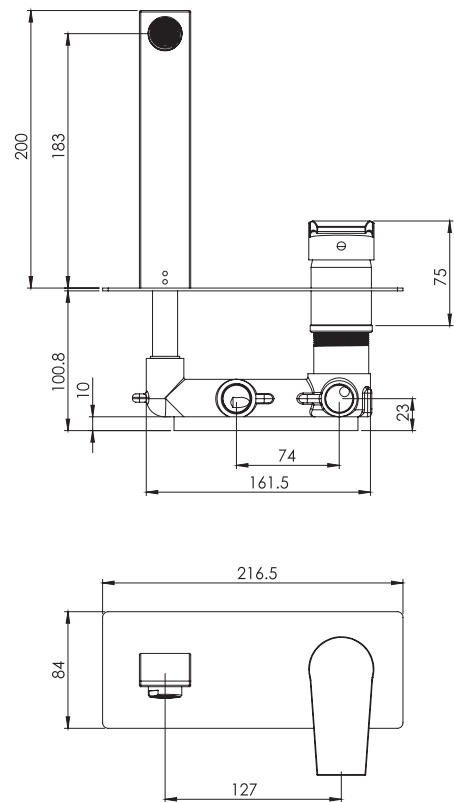
Bathroom - Type 4 - wall - ABS
202150401405



- High heat and pressure resistant ceramic cartridge
- Fast and easy installation
- Easily cleanable
- Flexible for layout
- Less space occupancy
- Ergonomic structure
- Cartridge size: 35 mm
- %100 QC



202180401505



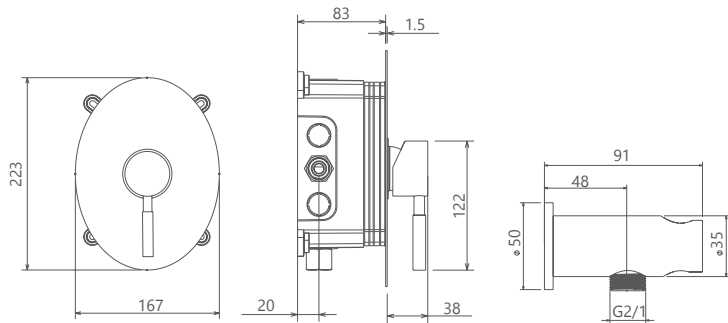
202180401605



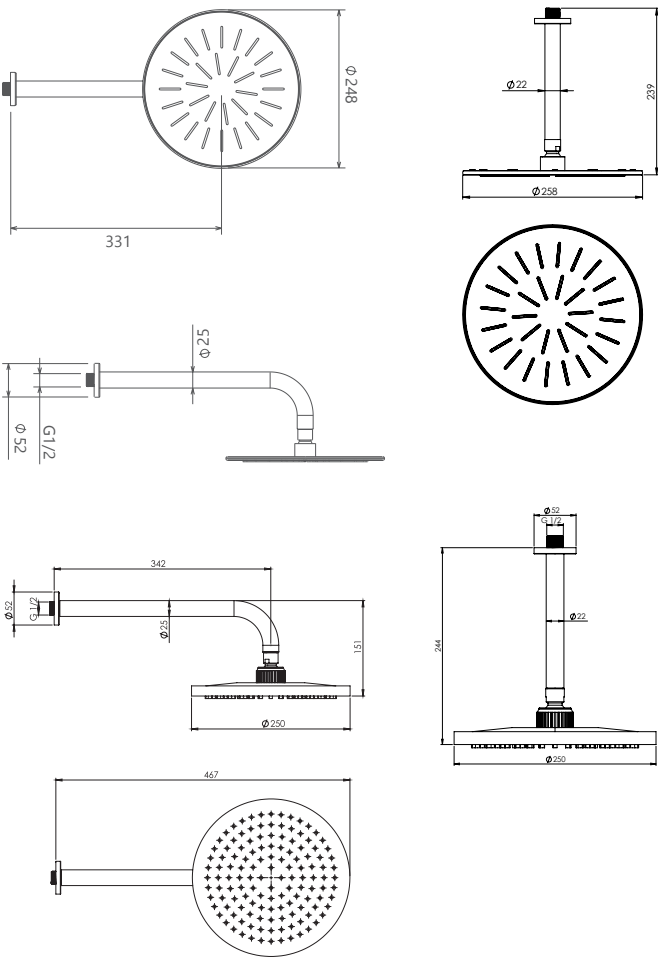
Rogen Collection



- High heat and pressure resistant ceramic cartridge
- Fast and easy installation
- Shower head silicon nozzles with less sedimentation
- Concealed showers, offered in two wall and/or ceiling mounted types
- Access to interior parts without damaging the wall
- Flexible for layout
- Less space occupancy
- Easily cleanable
- Ergonomic structure
- Cartridge size: 35 mm
- %100 QC



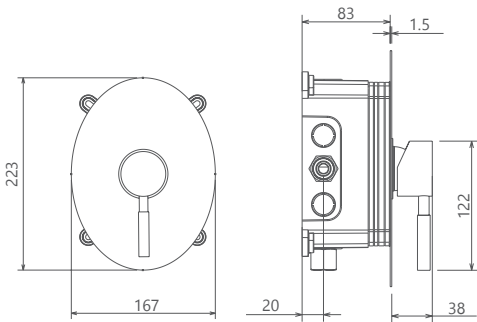
Toilet
202160380005



● BRASS



● ABS



Bathroom - Type 1 - wall - Brass
202150380305

Bathroom - Type 1 - ceiling - Brass
202150380105

Bathroom - Type 1 - wall - ABS
202150380405

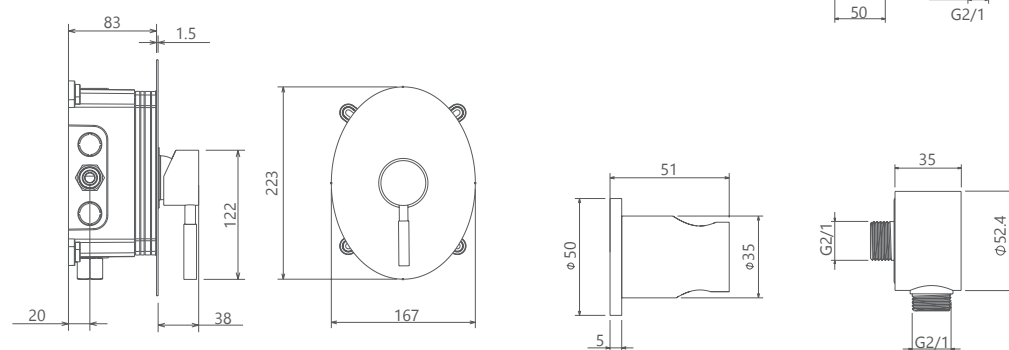
Bathroom - Type 1 - ceiling - ABS
202150380205





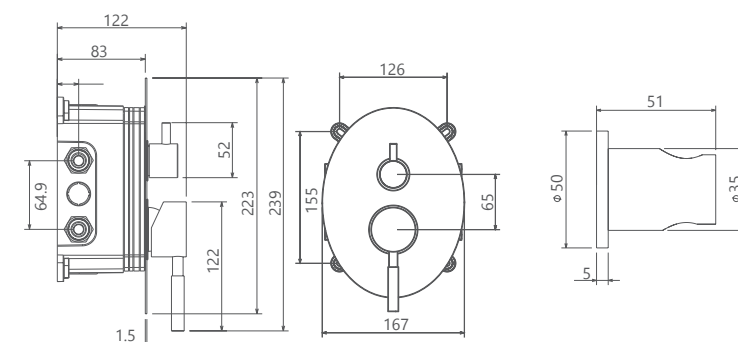
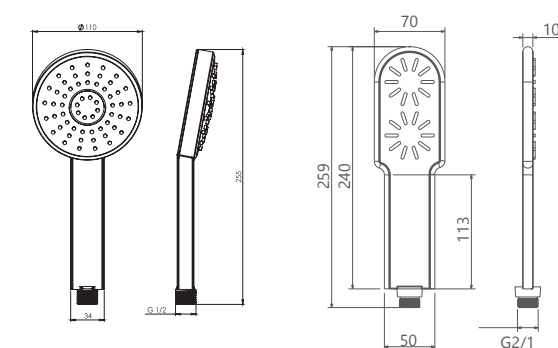
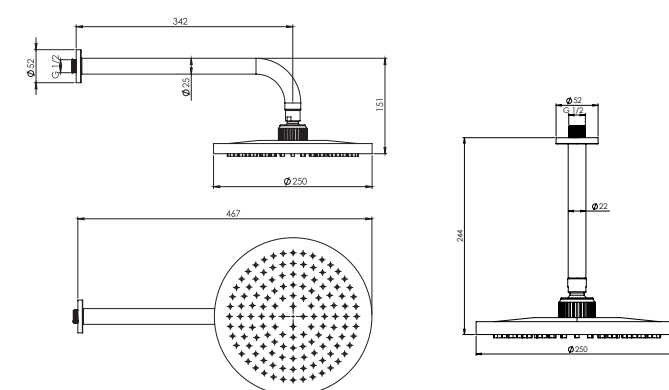
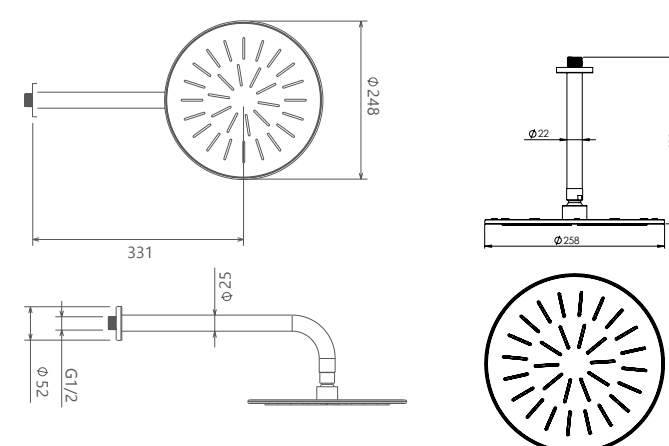
● **BRASS**

- **ABS**



Bathroom - Type 2
202150380505

Bathroom - Type 2 - ABS
202150380605



Bathroom - Type 3 - wall - Brass
202150380905

Bathroom - Type 3 - ceiling - Brass
202150380705

Bathroom - Type 3 - wall - ABS
202150381005

Bathroom - Type 3 - ceiling - ABS
202150380805



● **BRASS**




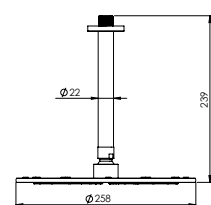
● **ABS**



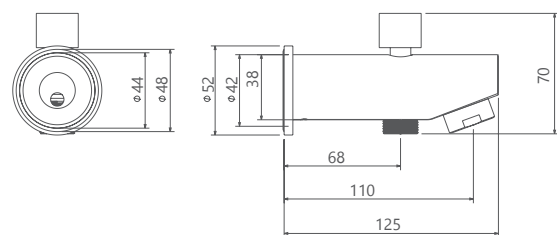
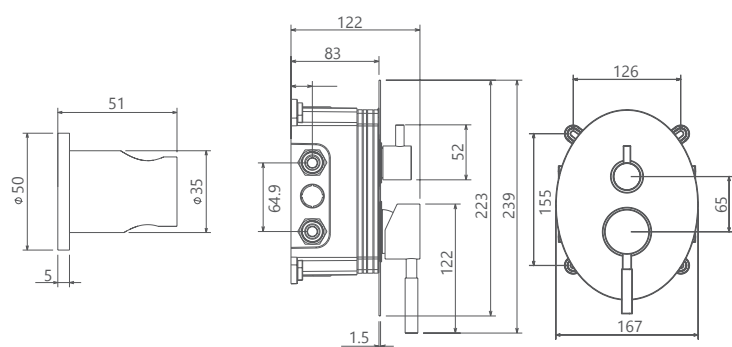
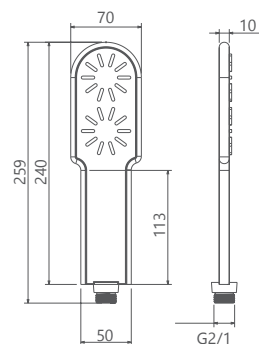
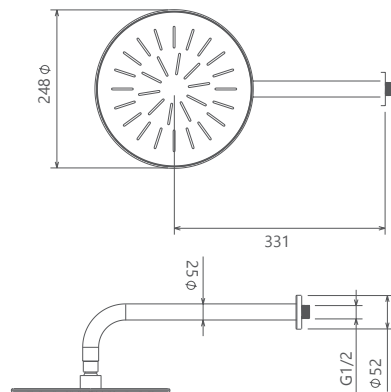
● **BRASS**

- **ABS**



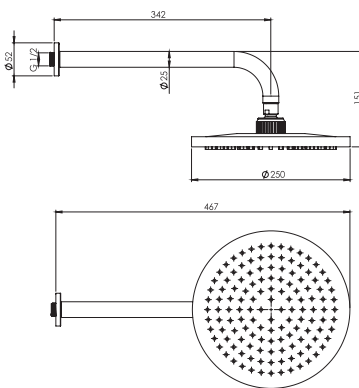


● BRASS

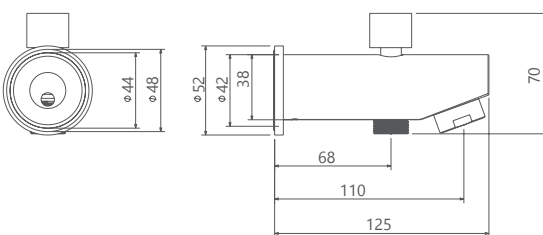
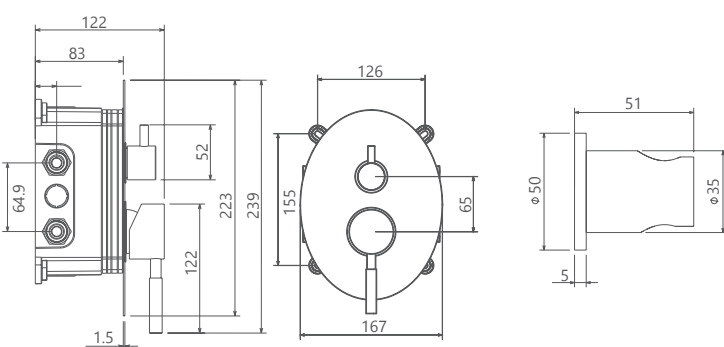
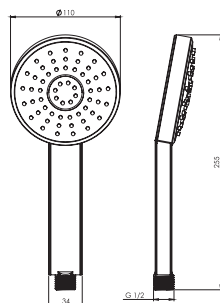
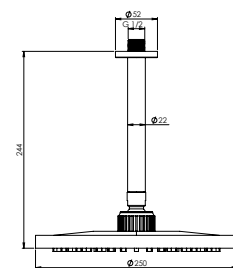


Bathroom - Type 4 - ceiling
202150381105

Bathroom - Type 4 - wall
202150381305



● ABS

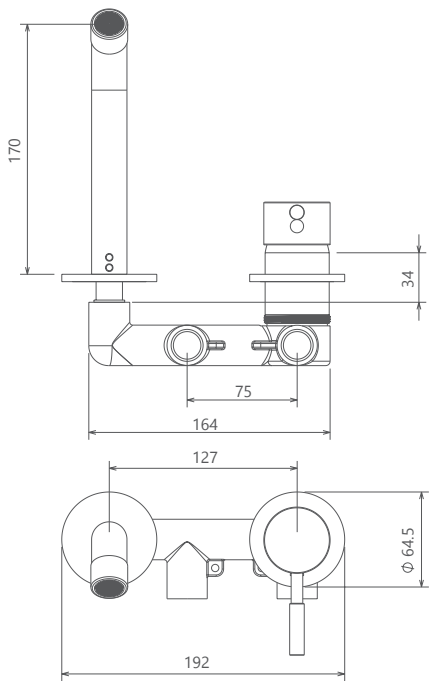


Bathroom - Type 4 - ceiling - ABS
202150381205

Bathroom - Type 4 - wall - ABS
202150381405



- High heat and pressure resistant ceramic cartridge
- Fast and easy installation
- Easily cleanable
- Flexible for layout
- Less space occupancy
- Ergonomic structure
- Cartridge size: 35 mm
- %100 QC




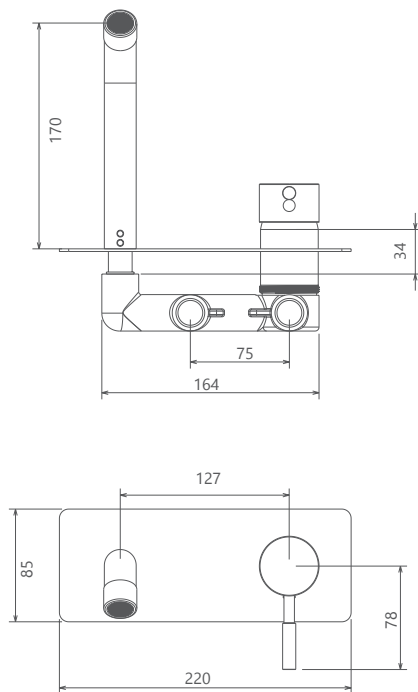
202180381605



- High heat and pressure resistant ceramic cartridge
- Fast and easy installation
- Easily cleanable
- Flexible for layout
- Less space occupancy
- Ergonomic structure
- Cartridge size: 35 mm
- %100 QC



202180381518

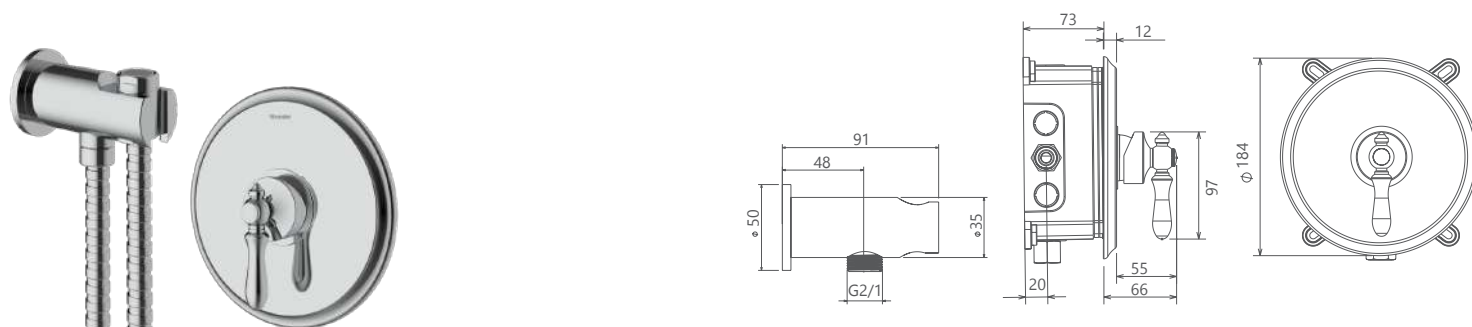


Rogen

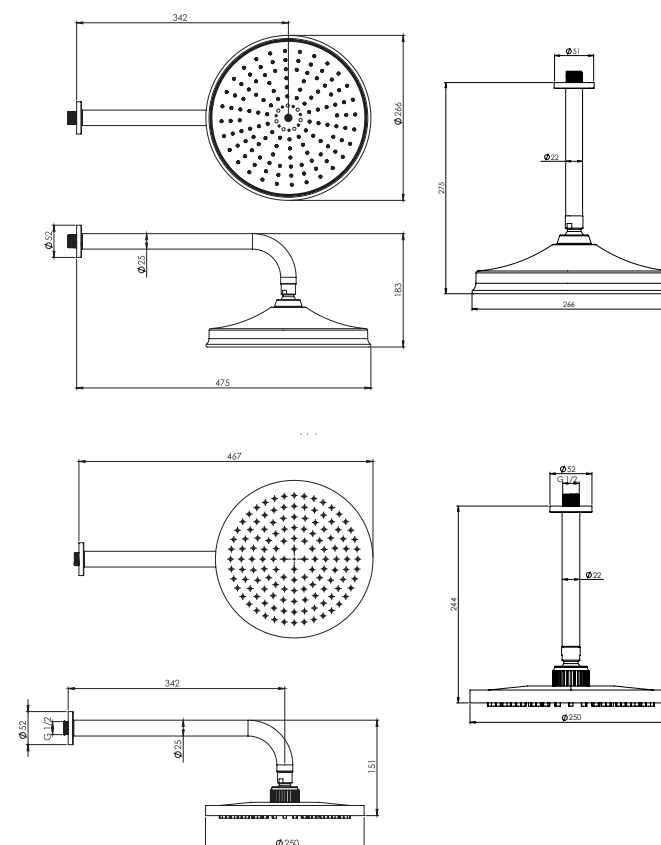
Zigmond Collection



- High heat and pressure resistant ceramic cartridge
- Fast and easy installation
- Shower head silicon nozzles with less sedimentation
- Concealed showers, offered in two wall and/or ceiling mounted types
- Access to interior parts without damaging the wall
- Flexible for layout
- Less space occupancy
- Easily cleanable
- Ergonomic structure
- Cartridge size: 35 mm
- %100 QC



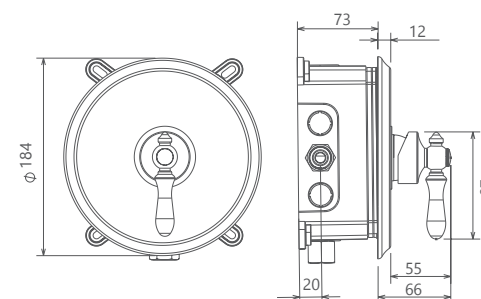
Toilet
202160410019



● **BRASS**



- **ABS**



Bathroom - Type 1 - wall - Brass
202150410319

Bathroom - Type 1 - ceiling - Brass
202150410119

Bathroom - Type 1 - wall - ABS
202150410419

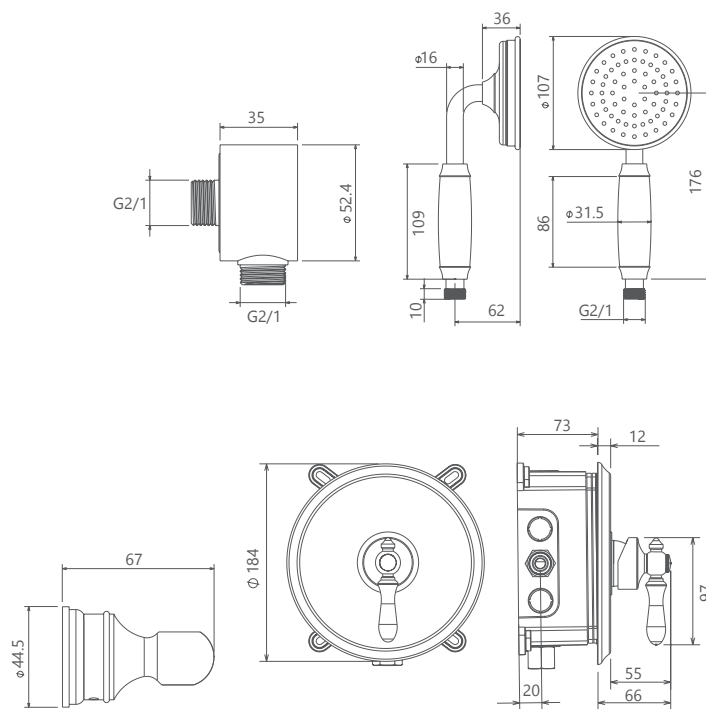
Bathroom - Type 1 - ceiling - ABS
202150410219



Chrome Gold Matte Gold

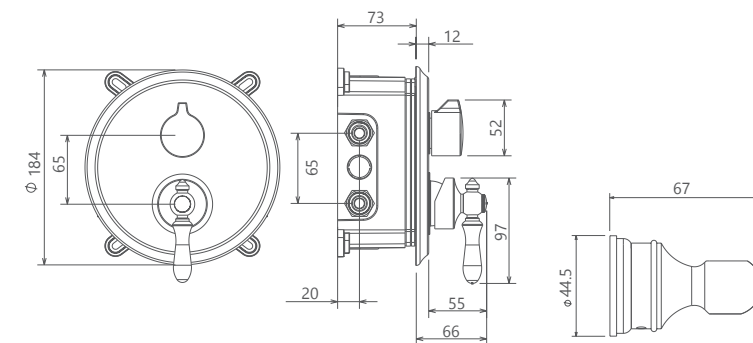
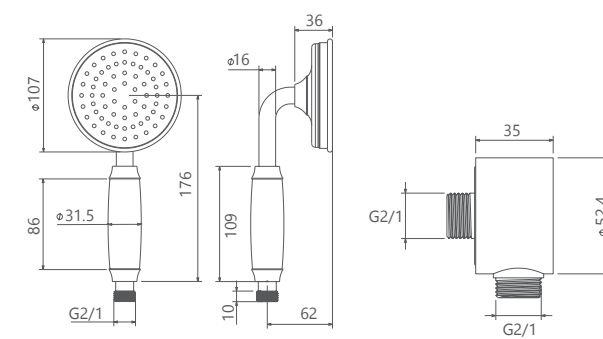
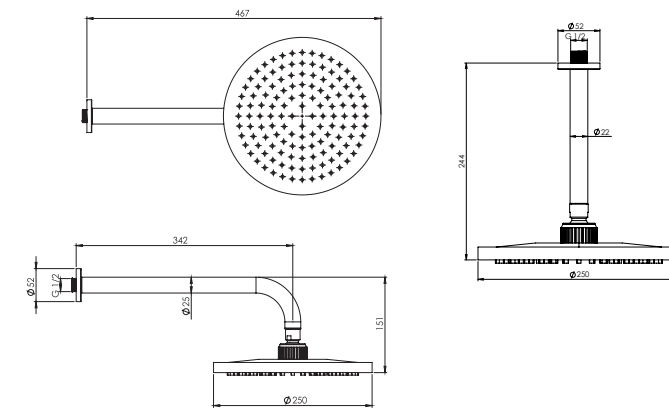
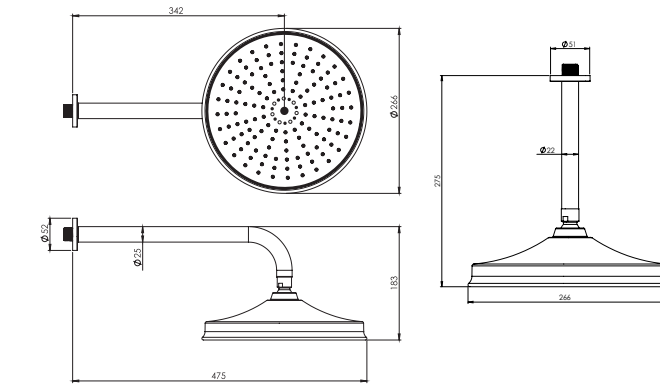


● BRASS ● ABS



Bathroom - Type 2
202150410519

Bathroom - Type 2 - ABS
202150410619



Bathroom - Type 3 - wall - Brass
202150410919

Bathroom - Type 3 - wall - ABS
202150411019



● **BRASS**



● **ABS**



- ABS
- BRASS

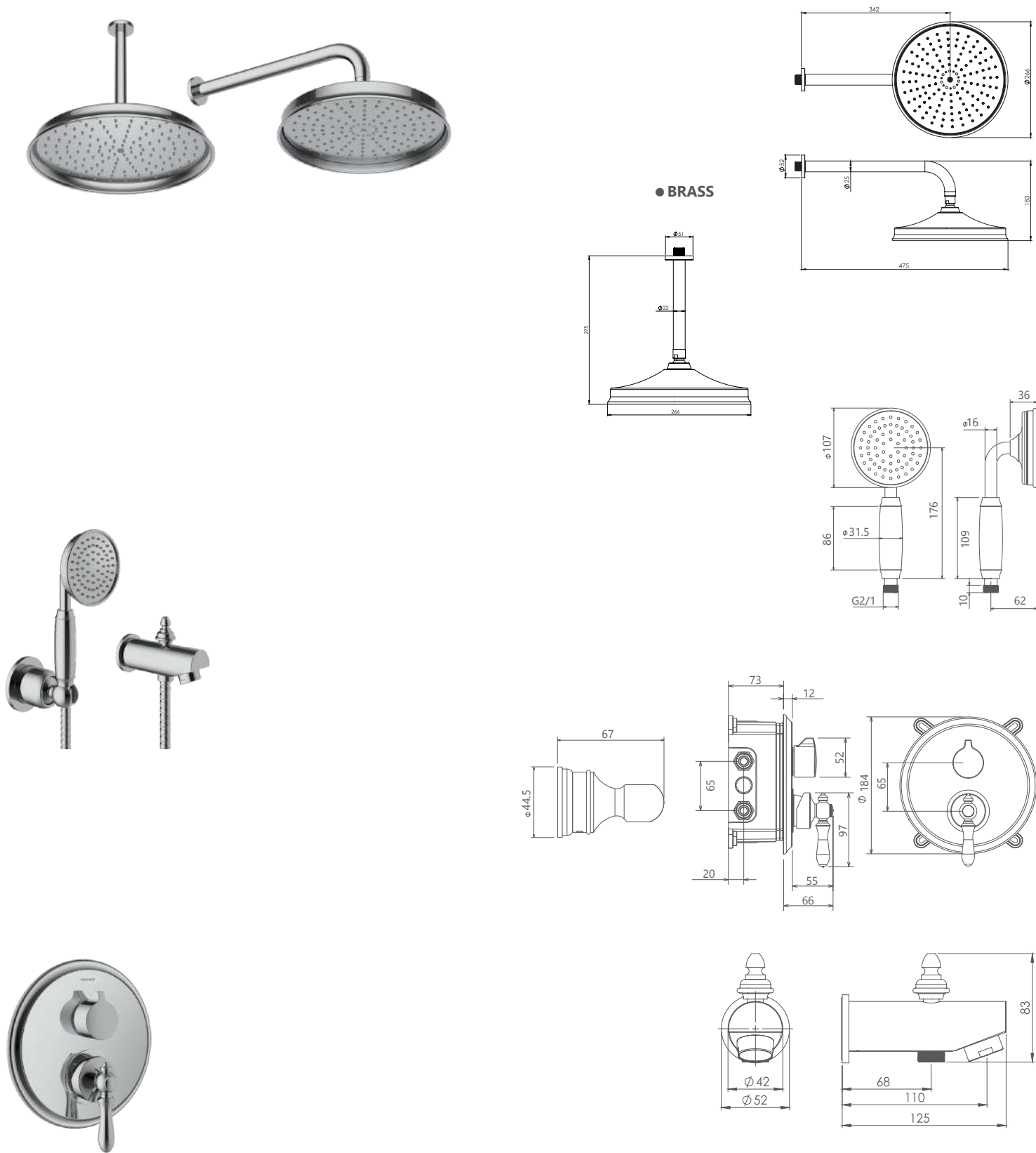


Bathroom - Type 3 - ceiling - Brass
202150410719

Bathroom - Type 3 - ceiling - ABS
202150410819

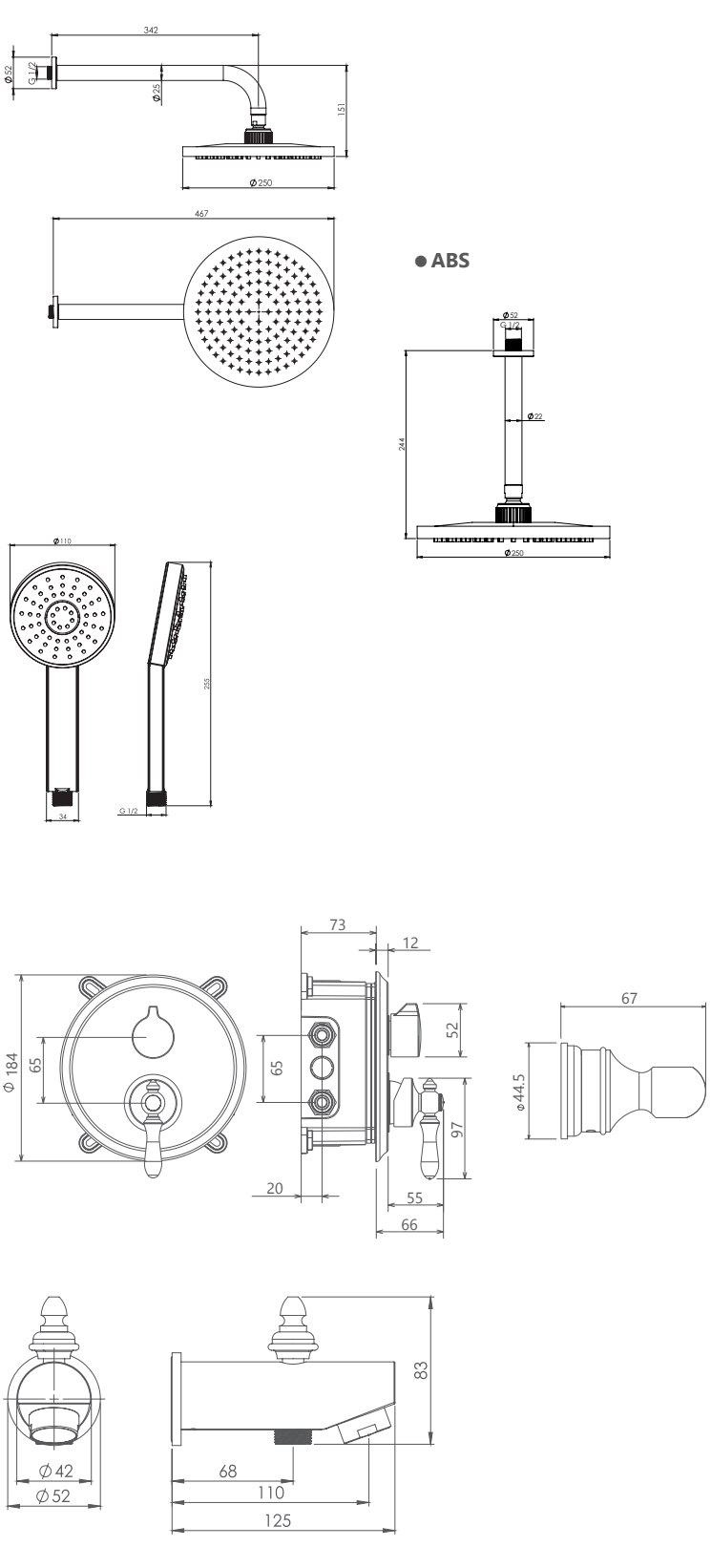


Chrome Gold MatteGold



Bathroom - Type 4 - ceiling
202150411119

Bathroom - Type 4 - wall
202150411319



Bathroom - Type 4 - ceiling - ABS
202150411219

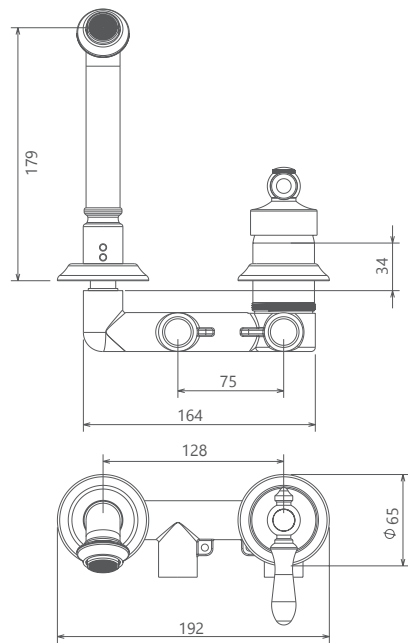
Bathroom - Type 4 - wall - ABS
202150411419



- High heat and pressure resistant ceramic cartridge
- Fast and easy installation
- Easily cleanable
- Flexible for layout
- Less space occupancy
- Ergonomic structure
- Cartridge size: 35 mm
- %100 QC




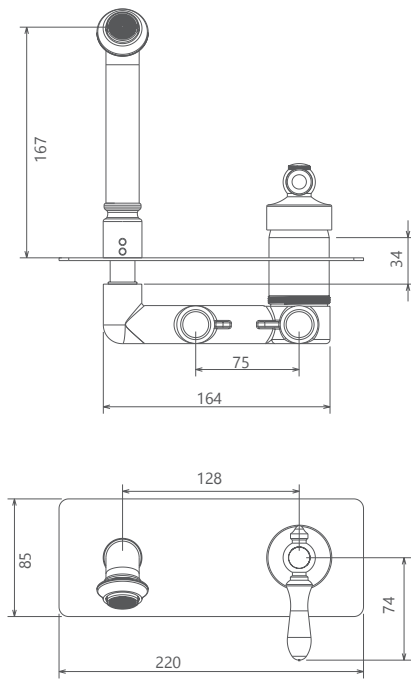
202180411619



- High heat and pressure resistant ceramic cartridge
- Fast and easy installation
- Easily cleanable
- Flexible for layout
- Less space occupancy
- Ergonomic structure
- Cartridge size: 35 mm
- %100 QC



202180411505



Chrome Gold Matte Gold



Zigmond

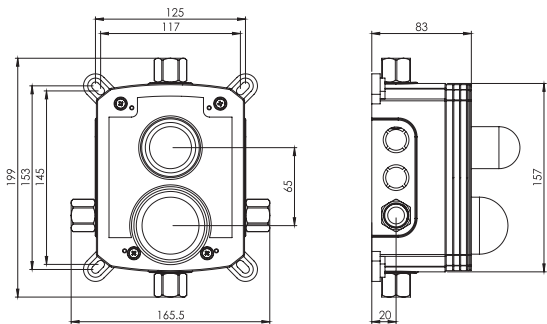
- High heat and pressure resistant ceramic cartridge
- Fast and easy installation
- Body quality: Brass
- Access to interior parts without damaging the wall
- Less space occupancy
- Flexible for layout
- Cartridge size: 35 mm
- %100 QC



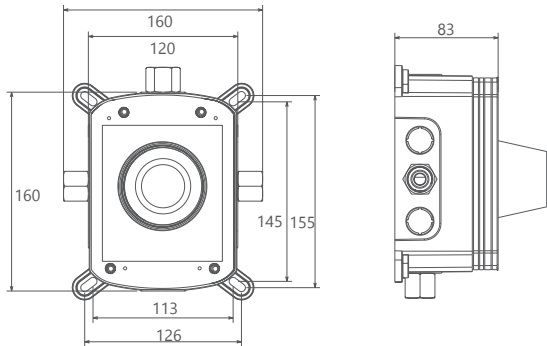
Box A: for types III & IV of all concealed bathrooms and toilets equipped with bidet
Box B: for types I & II of concealed bathrooms and all types of toilet
Box C: for concealed basin



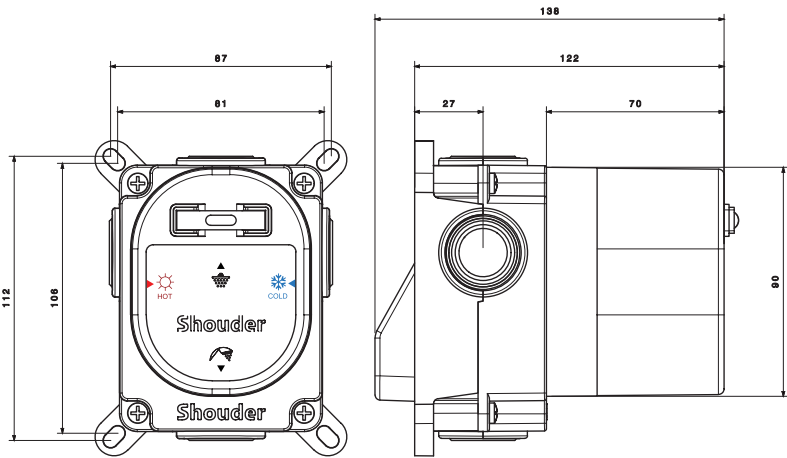
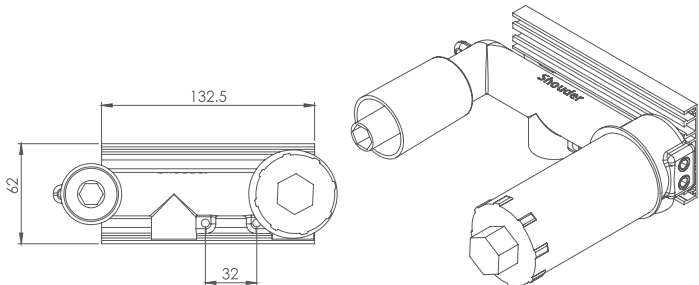
Box A
202260580000



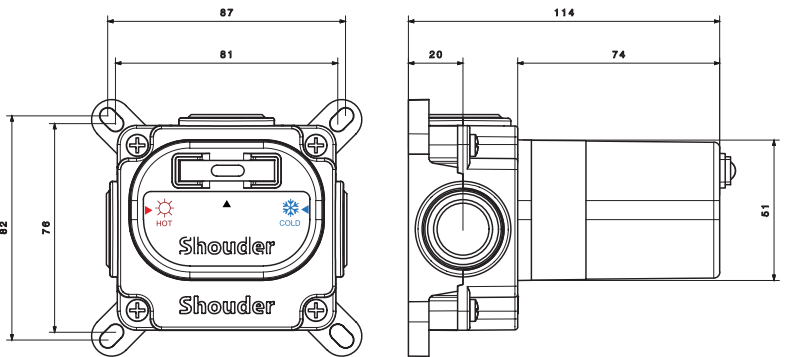
Box B
202260590000



Box C
202260600000



Box E
202260000003



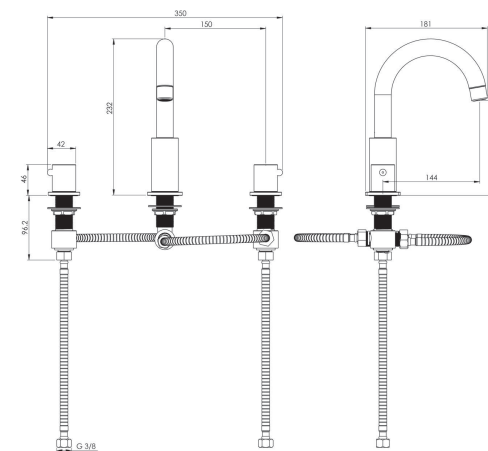
Box D
202260000002



- Ceramic core resistant to high temperature and pressure
- Water saving perlator
- Less surface sedimentation due to special body design
- Electrostatic powder paint coating (THK > 100μ)
- Fast and easy installation
- Easily cleanable
- Ergonomic structure
- Cartridge size: 1/2 inch
- State-of-the-art physical vapor deposition (PVD) coating
- %100 QC

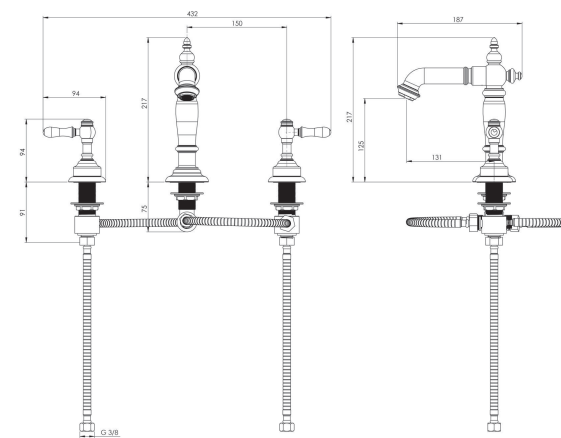


Marino
201070170005



Chrome

- Ceramic core resistant to high temperature and pressure
- Water saving perlator
- Less surface sedimentation due to special body design
- Electrostatic powder paint coating (THK > 100μ)
- Fast and easy installation
- Easily cleanable
- Ergonomic structure
- Cartridge size: 1/2 inch
- State-of-the-art physical vapor deposition (PVD) coating
- %100 QC

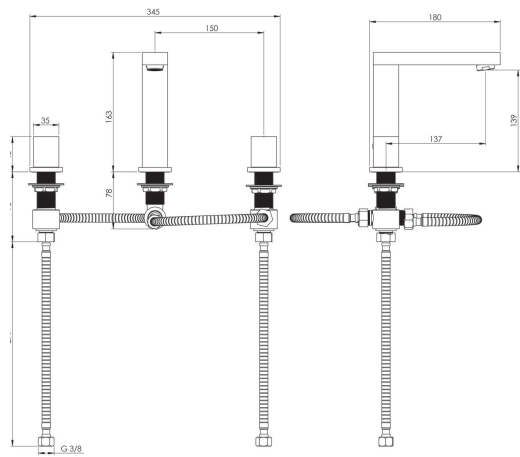


Bizans
201070240005



Chrome

- Ceramic core resistant to high temperature and pressure
- Water saving perlator
- Fast and easy installation
- Easily cleanable
- Ergonomic structure
- Cartridge size: 1/2 inch
- %100 QC

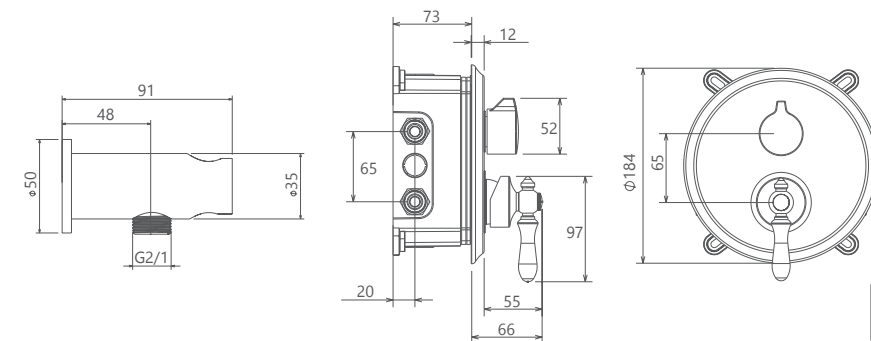


Europe
201070190005



Chrome

- High heat and pressure resistant ceramic cartridge
- Fast and easy installation
- Body quality: Brass
- Access to interior parts without damaging the wall
- Easily cleanable
- Ergonomic structure
- Less space occupancy
- Flexible for layout
- %100 QC



Zigmond
202190410019



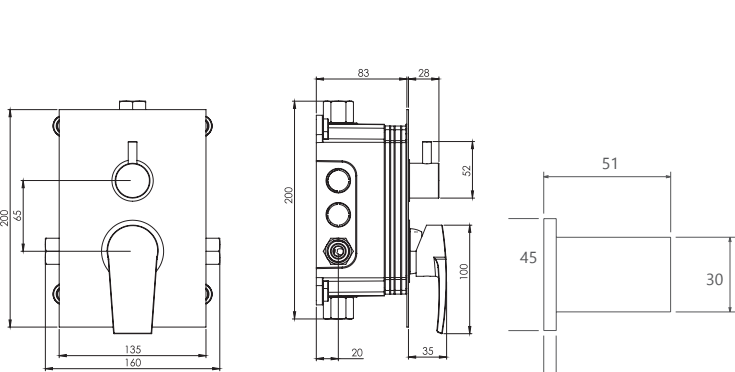
Chrome



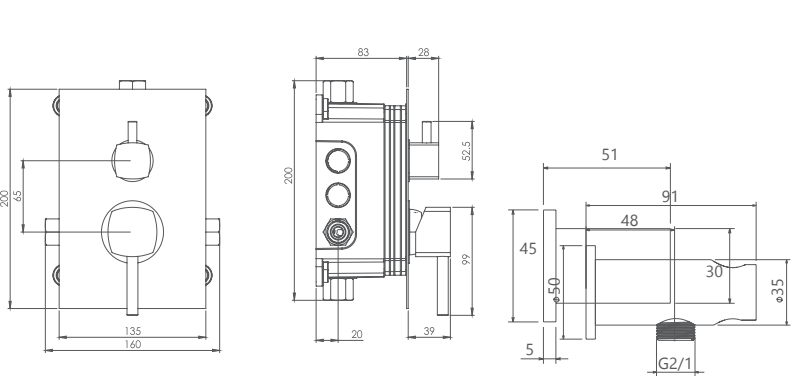
Gold



Matte Gold



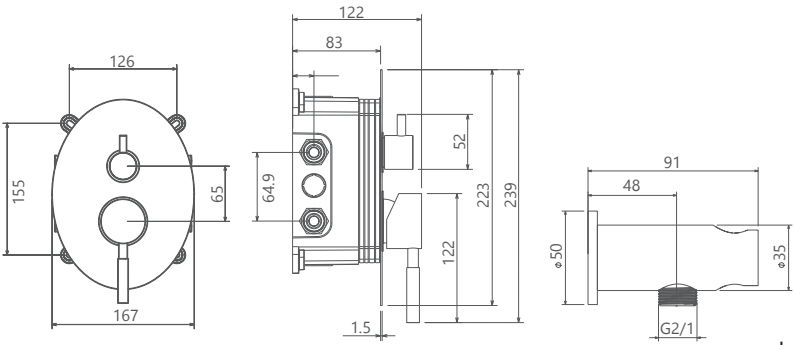
Romer Plus
202190400005



Romer
202190390005



- High heat and pressure resistant ceramic cartridge
- Fast and easy installation
- Body quality: Brass
- Access to interior parts without damaging the wall
- Easily cleanable
- Ergonomic structure
- Less space occupancy
- Flexible for layout
- %100 QC



Rogen
202190380005

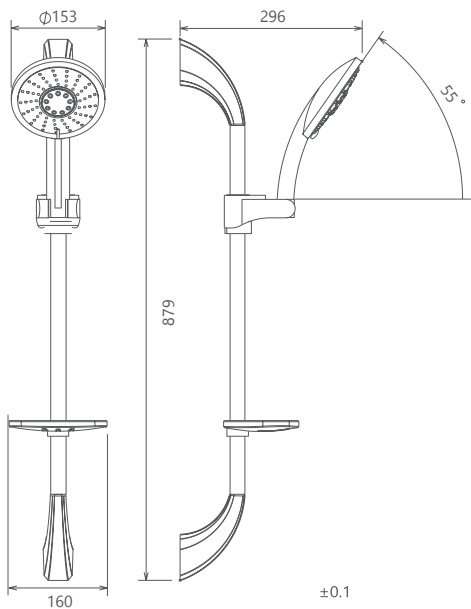




Shower

Collection

- Less surface sedimentation due to special body design
- State-of-the-art physical vapor deposition (PVD) coating
- Shower head silicon nozzles with less sedimentation
- Fast and easy installation
- Ergonomic structure
- %100 QC

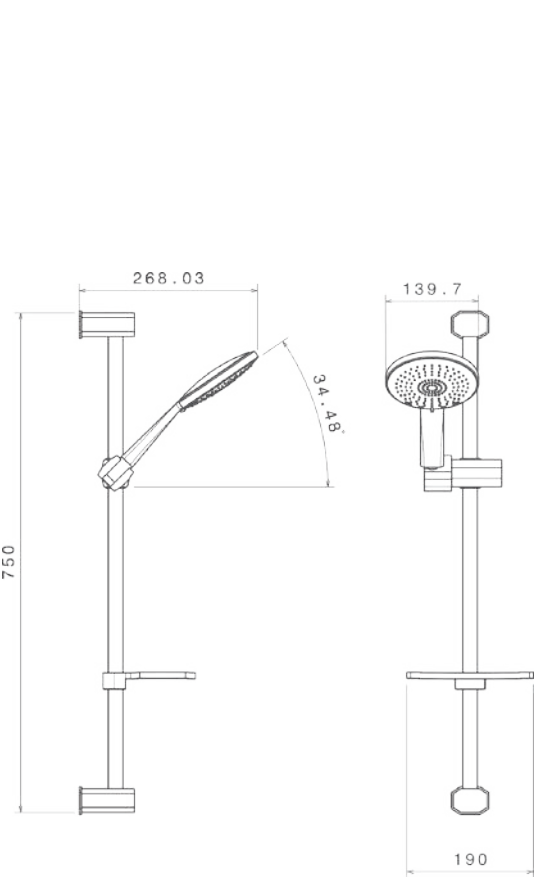


201130330005



white/Chrome Chrome/Ivory Chrome

- Less surface sedimentation due to special body design
- State-of-the-art physical vapor deposition (PVD) coating
- Shower head silicon nozzles with less sedimentation
- Fast and easy installation
- Ergonomic structure
- %100 QC



201130370005



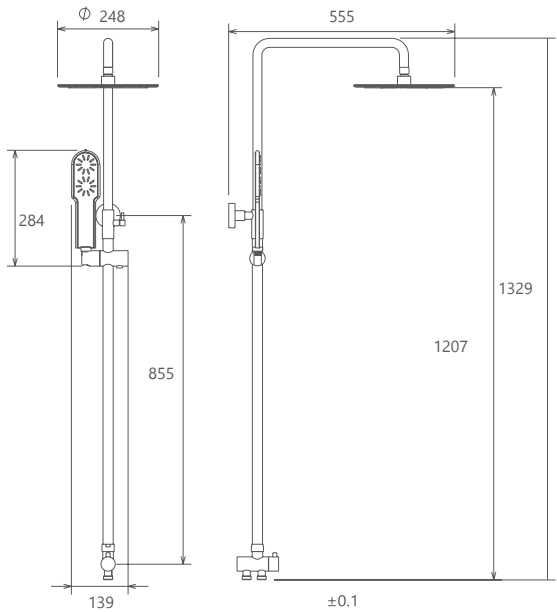
Chrome



- Less surface sedimentation due to special body design
- Ergonomic structure
- Dual-purpose- fixed and mobile shower head
- Height settable for fixed and mobile shower
- Shower head silicon nozzles with less sedimentation
- %100 QC
- Fast and easy installation

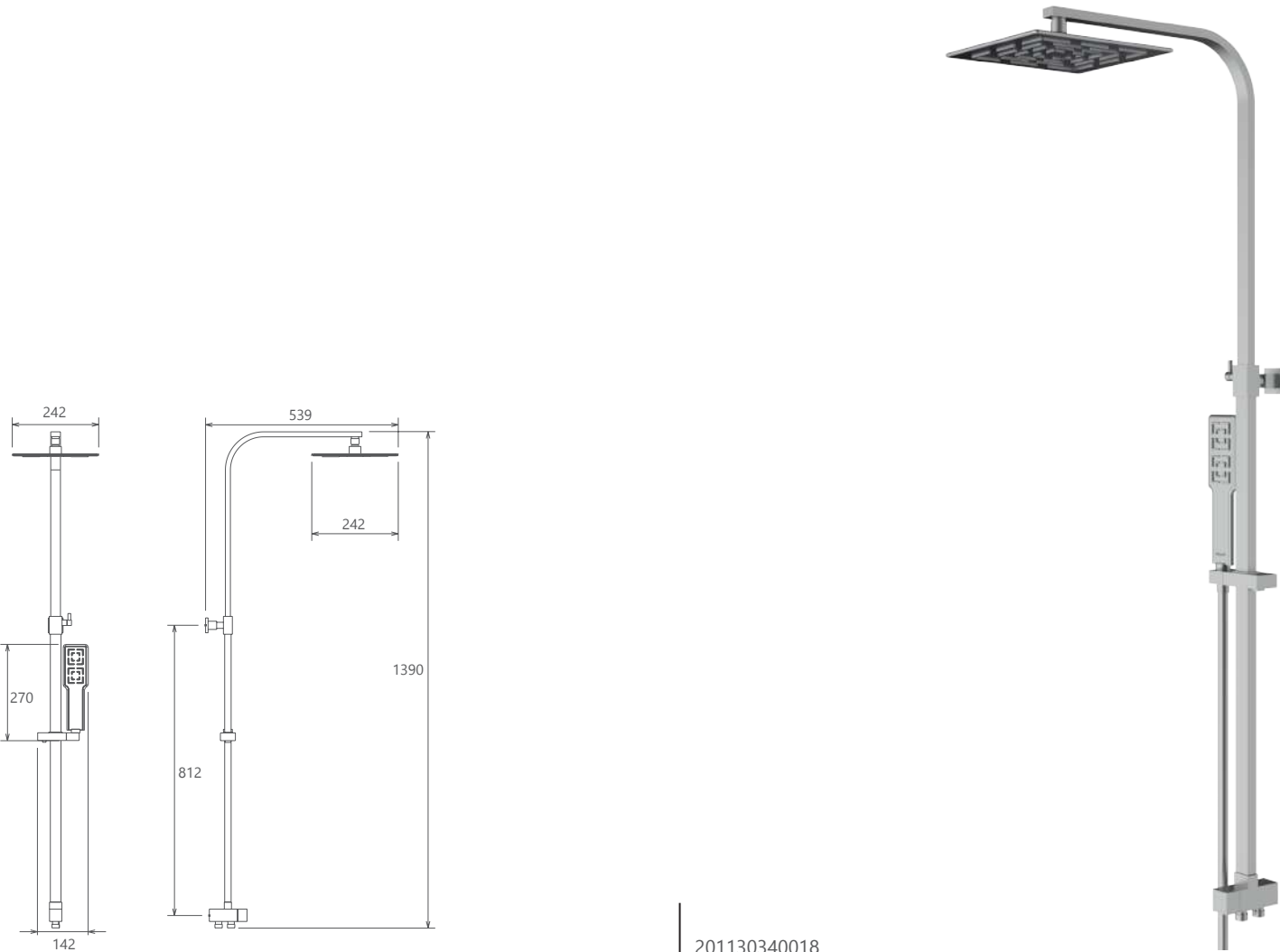


201130350005

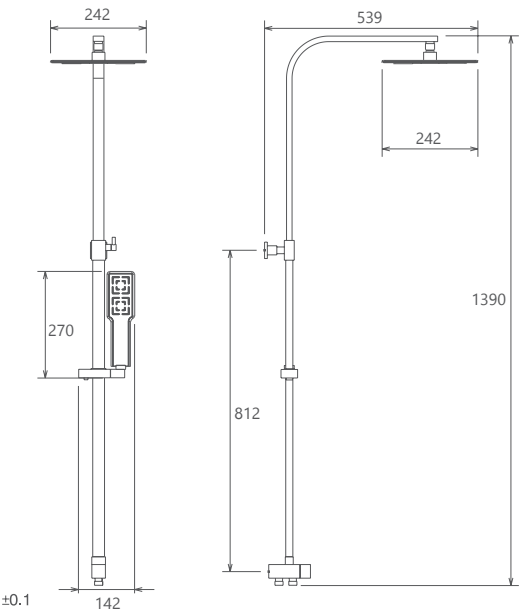


Chrome Gold Matte Gold Matte Chrome

- Dual-purpose-fixed and mobile shower head
- Fast and easy installation
- State-of-the-art physical vapor deposition (PVD) coating
- Ergonomic structure
- With antibacterial feature using advanced technology
- Height settable for fixed and mobile shower
- Shower head silicon nozzles with less sedimentation
- %100 QC



201130340018

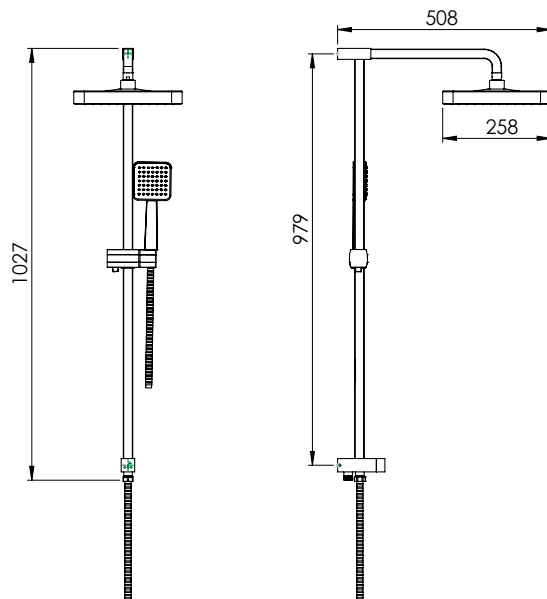


Chrome Gold Matte Gold Matte Chrome

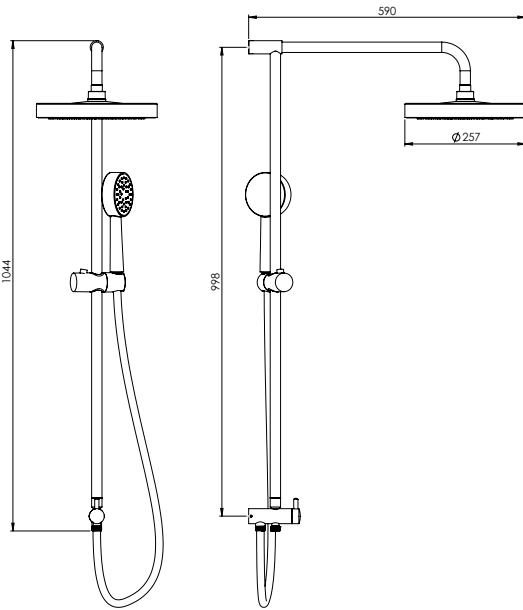
- Less surface sedimentation due to special body design
- Ergonomic structure
- Dual-purpose- fixed and mobile shower head
- Height settable for fixed and mobile shower
- Shower head silicon nozzles with less sedimentation
- %100 QC
- Fast and easy installation




201130000007



- Less surface sedimentation due to special body design
- Ergonomic structure
- Dual-purpose- fixed and mobile shower head
- Height settable for fixed and mobile shower
- Shower head silicon nozzles with less sedimentation
- %100 QC
- Fast and easy installation



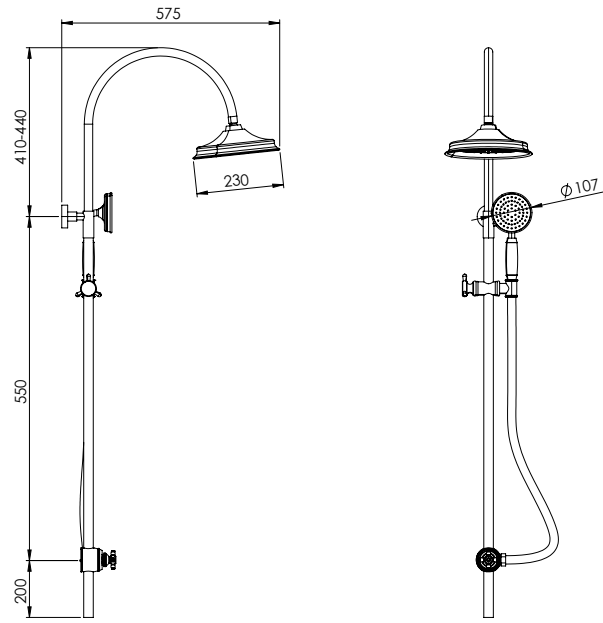
201130000015



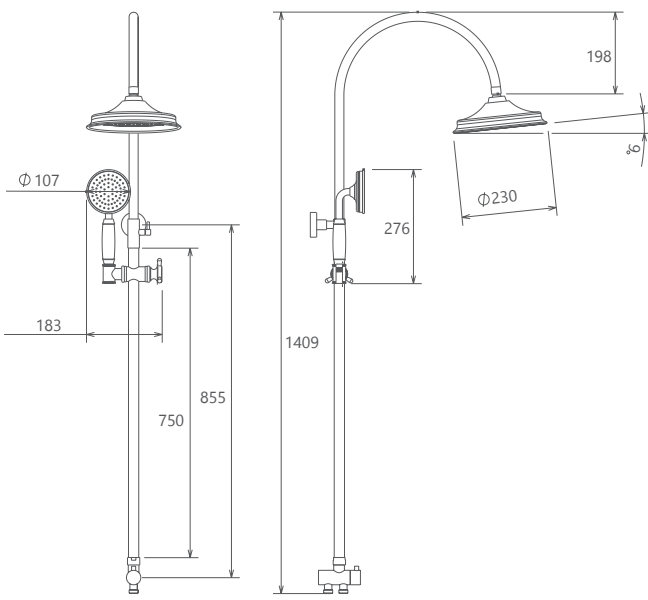
- Less surface sedimentation due to special body design
- Water saving perlator
- Dual-purpose- fixed and mobile shower head
- State-of-the-art physical vapor deposition (PVD) coating
- With antibacterial feature using advanced technology
- Equipped with Air technology for efficient water consumption
- Shower head silicon nozzles with less sedimentation
- Height settable for fixed and mobile shower
- Ergonomic structure
- Fast and easy installation
- Easily cleanable
- %100 QC



201130000020



- Less surface sedimentation due to special body design
- Water saving perlator
- Dual-purpose- fixed and mobile shower head
- State-of-the-art physical vapor deposition (PVD) coating
- With antibacterial feature using advanced technology
- Equipped with Air technology for efficient water consumption
- Shower head silicon nozzles with less sedimentation
- Height settable for fixed and mobile shower
- Ergonomic structure
- Fast and easy installation
- Easily cleanable
- %100 QC



201130360018





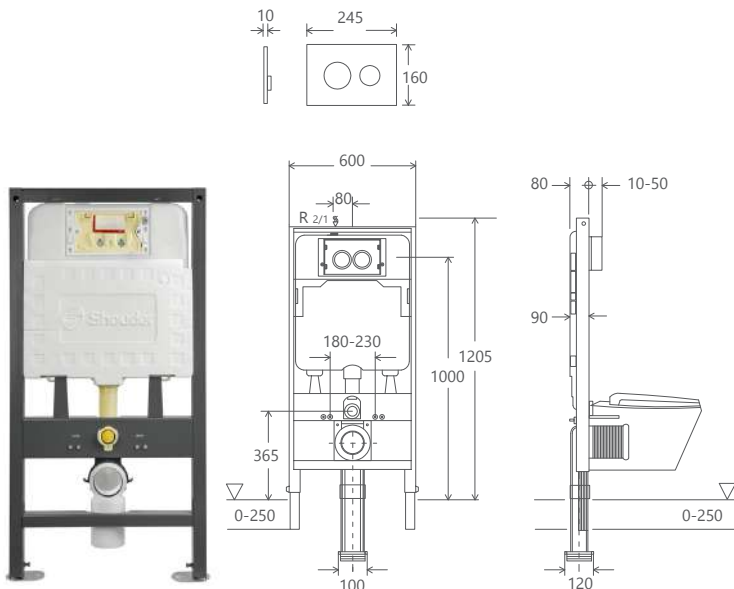
Flush Tank

Collection

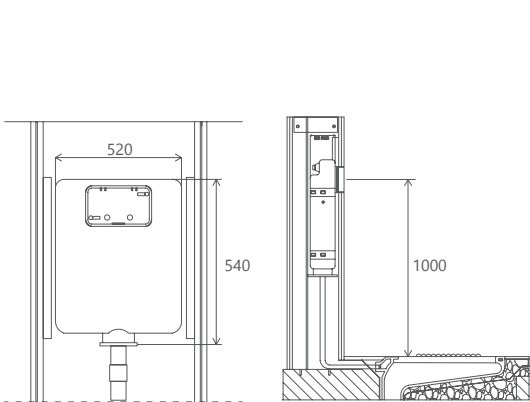
- Slim body (THK: 8 cm)
- 3 layered sound and sweat proof coating
- Noise free diaphragm float
- Withstanding structure weight up to 400kg
- Settable dual time discharge between 2 and 8 lits.
- Settable water output
- Fast and easy installation
- High resistant, PE tank body
- Easily cleanable
- Ergonomic structure
- 6 years guarantee of Shouder Service after-sales services
- %100 QC



202280470000



- Slim body (THK: 8 cm)
- 3 layered sound and sweat proof coating
- Noise free diaphragm float
- HP hose
- Settable dual time discharge between 2 and 8 lits
- High resistant, PE tank body
- Settable water output
- Fast and easy installation
- Easily cleanable
- Ergonomic structure
- Flexibility for installation at any location of lavatory
- 6 years guarantee of Shouder Service after-sales services
- %100 QC



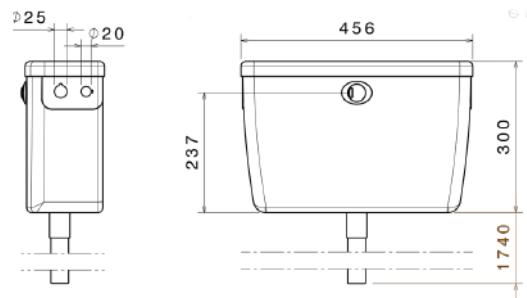
202280000002



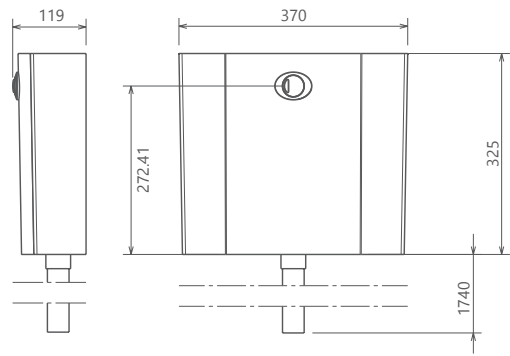
Flush Tank



Farel Flush Tank
201290530000



Marco Flush Tank
201290540000



Toilet Hose



Lia Chorme
201220550005

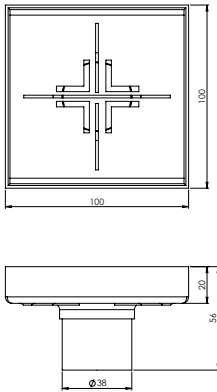


Drain- (10 * 10 cm)

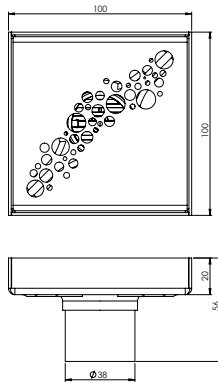
- Fast and easy installation
- Access to interior parts without damaging the wall
- State-of-the-art physical vapor deposition (PVD) coating
- Fast and easy installation
- Easily cleanable
- Ergonomic structure
- %100 QC



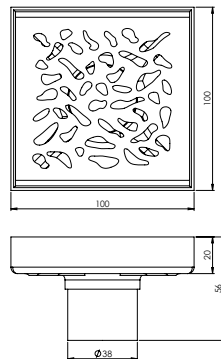
Grays
201230000061



Lena
201230000056



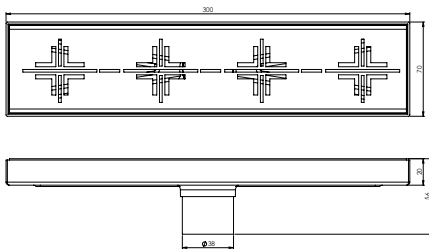
Lidz
201230000057



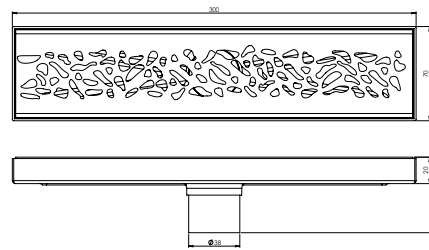
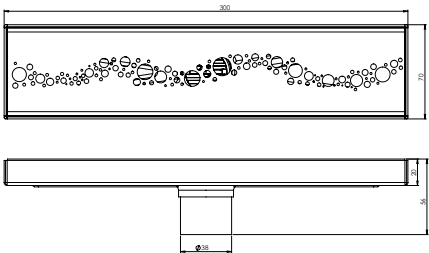
Matte Gold Matte Chrome Black

Drain- (30 cm)

- Fast and easy installation
- Access to interior parts without damaging the wall
- State-of-the-art physical vapor deposition (PVD) coating
- Fast and easy installation
- Easily cleanable
- Ergonomic structure
- %100 QC



Grays
201230000067



Matte Gold Matte Chrome Black



Lena
201230000062



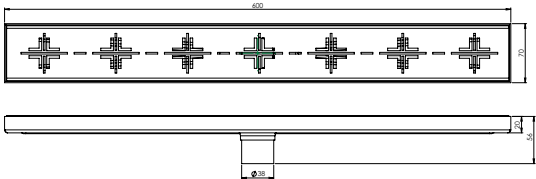
Lidz
201230000063

Drain- (60 cm)

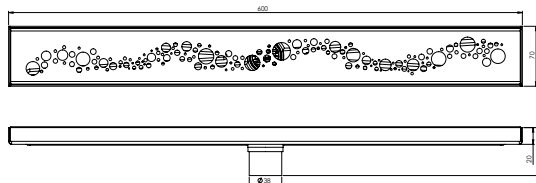
- Fast and easy installation
- Access to interior parts without damaging the wall
- State-of-the-art physical vapor deposition (PVD) coating
- Fast and easy installation
- Easily cleanable
- Ergonomic structure
- %100 QC



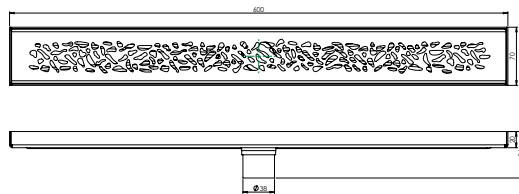
Grays
201230000009



Lena
201230000071



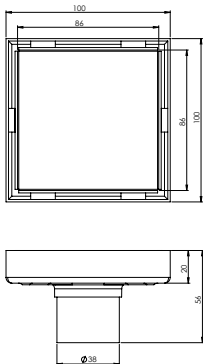
Lidz
201230000073



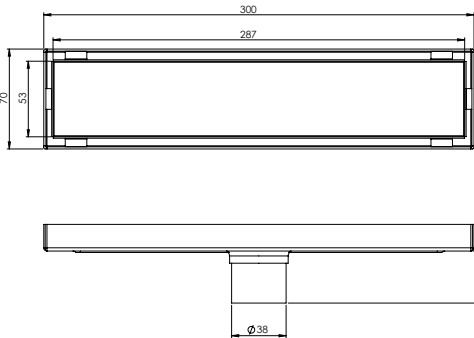
Matte Gold Matte Chrome Black

Drain- Ceramic drain

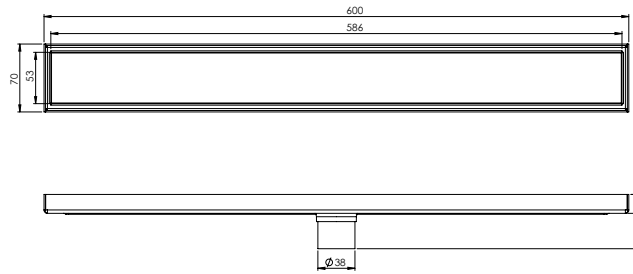
- Fast and easy installation
- Access to interior parts without damaging the wall
- State-of-the-art physical vapor deposition (PVD) coating
- Fast and easy installation
- Easily cleanable
- Ergonomic structure
- %100 QC



10 cm
201230000098



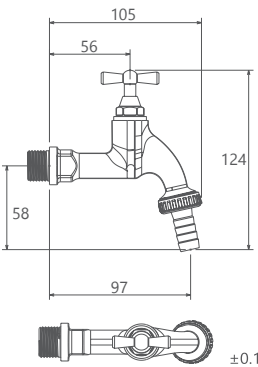
30 cm
201230000095



60 cm
201230000096



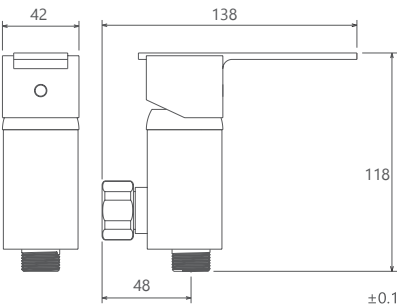
Matte Gold Matte Chrome Black



Zigmond toilet tap
201140510005



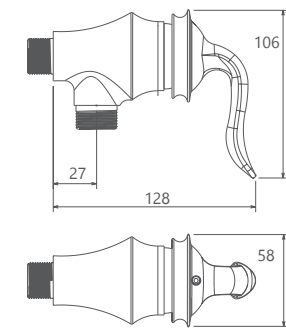
Chrome



Sharp toilet tap
201120070005



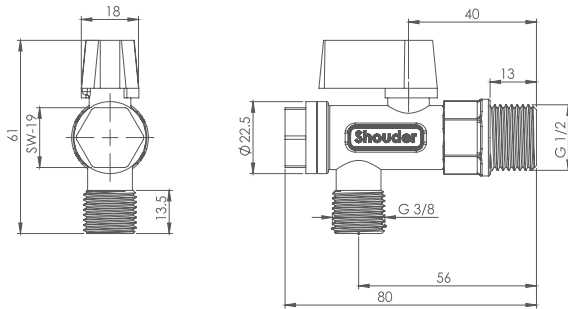
Chrome



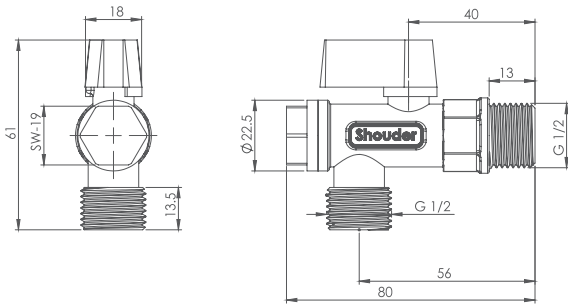
Luca toilet tap
201120180024



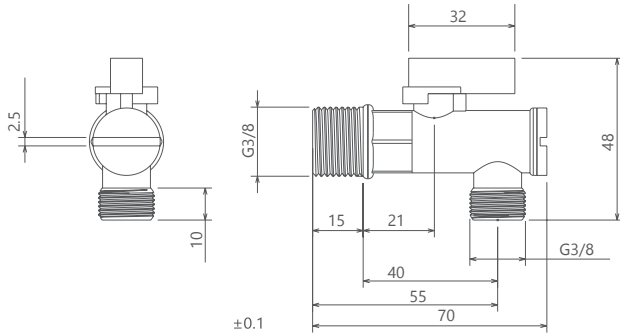
New Bibcock tap 1/2"
201170620005



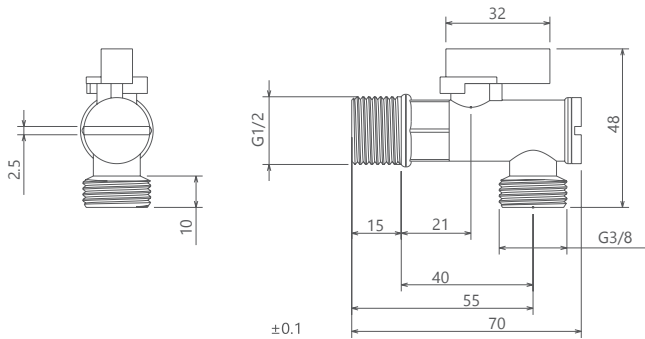
New Bibcock tap 3/8"
201170640005



Bibcock tap 1/2"
122800000018



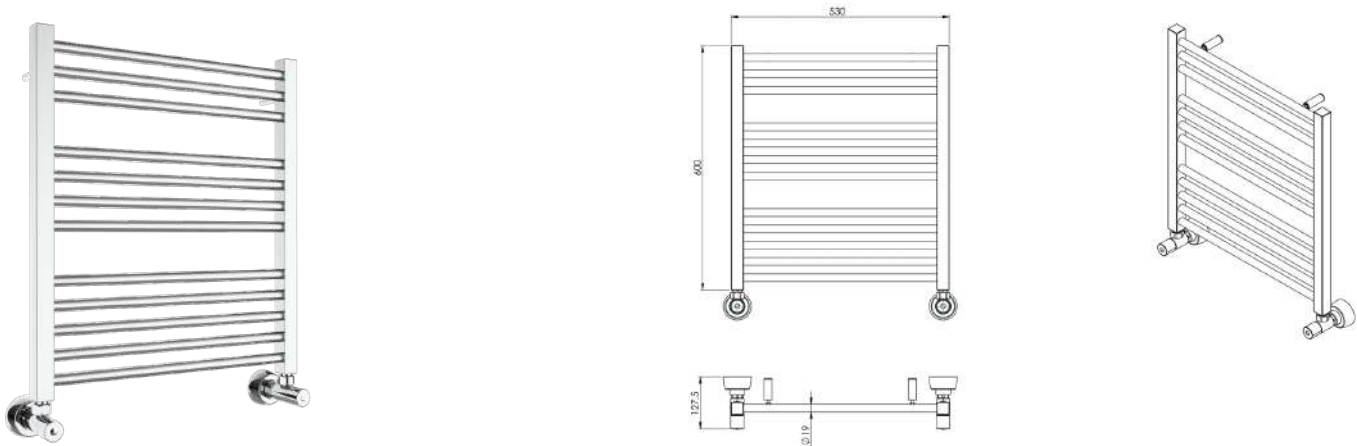
Bibcock tap 3/8"
201170630005



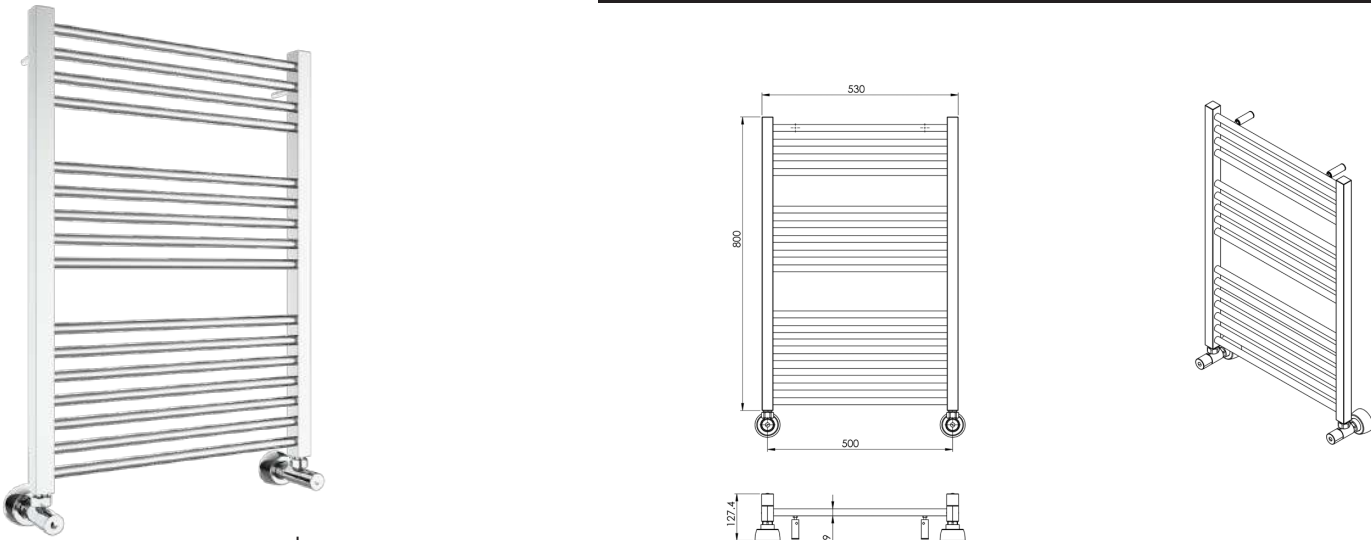


Towel drayer

Collection



50*60
201240000021



50*80
201240000029

-
- Black

Gray

Dark Blue

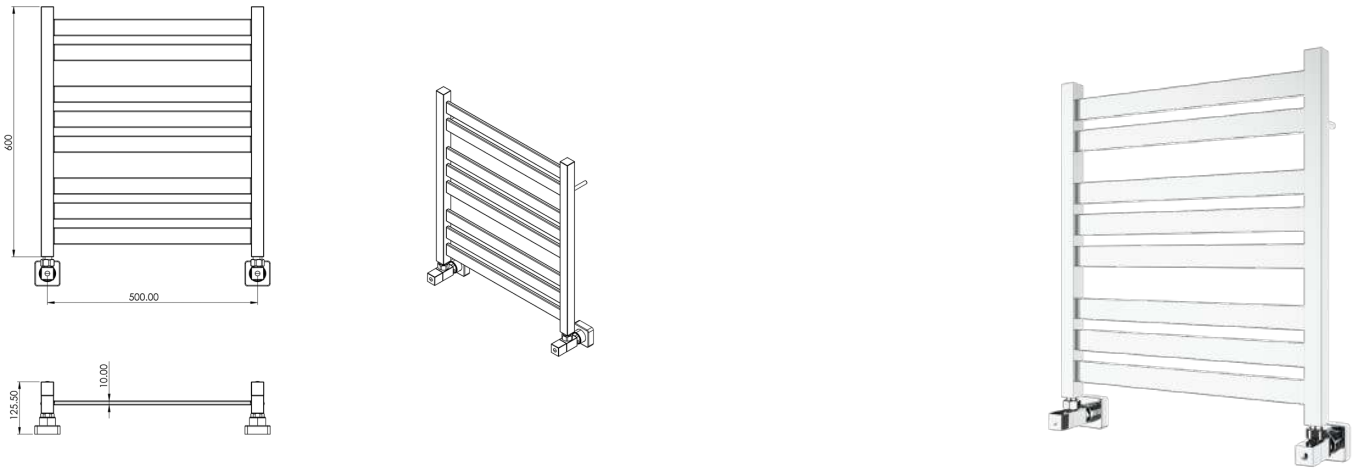
Red

Matte Chrome

Matte Gold

Gold

Chrome

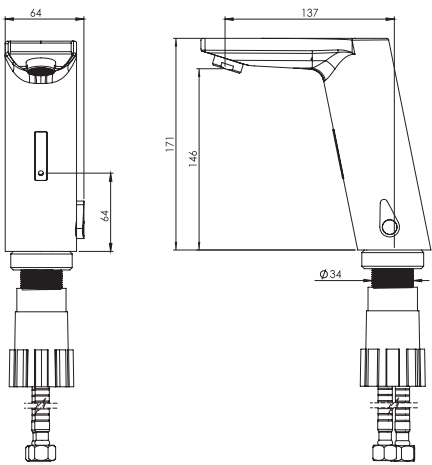


50*60
201230000095



50*80
201230000096

- Water saving perlator
- Less surface sedimentation due to special body design
- Fast and easy installation
- Easily cleanable
- Ergonomic structure
- %100 QC



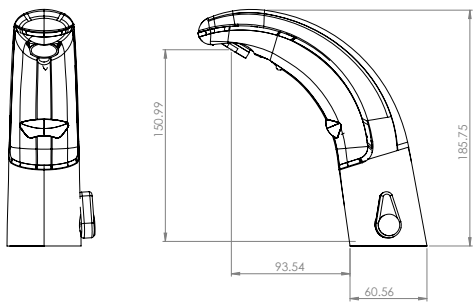
Danube
201200420005



- Water saving perlator
- Less surface sedimentation due to special body design
- Fast and easy installation
- Easily cleanable
- Ergonomic structure
- %100 QC

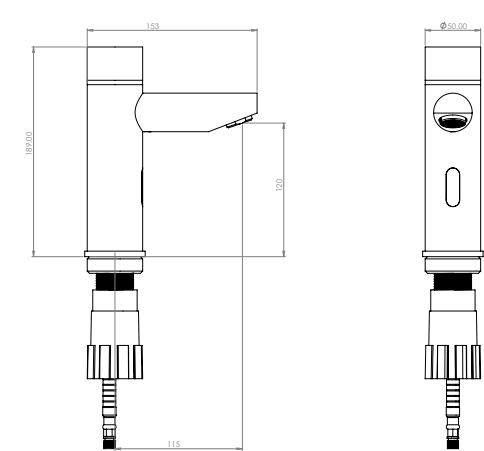


Alka
201200570005





- QC (quality control)
 - Focusing on details
 - Less sedimentation
 - Shouder Service
 - Dual-purpose water treatment
- Durable beauty
 - Long-term performance
 - Water saving technology
 - Easy service and maintenance



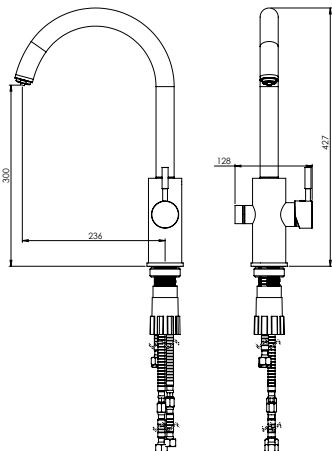
Monaco Plus
201200000005



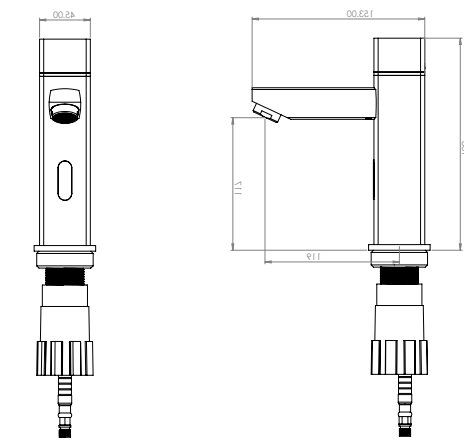
- QC (quality control)
 - Focusing on details
 - Less sedimentation
 - Shouder Service
 - Dual-purpose water treatment
- Durable beauty
 - Long-term performance
 - Water saving technology
 - Easy service and maintenance



Monaco Plus
201100000002



- QC (quality control)
 - Focusing on details
 - Less sedimentation
 - Shouder Service
 - Dual-purpose water treatment
- Durable beauty
 - Long-term performance
 - Water saving technology
 - Easy service and maintenance



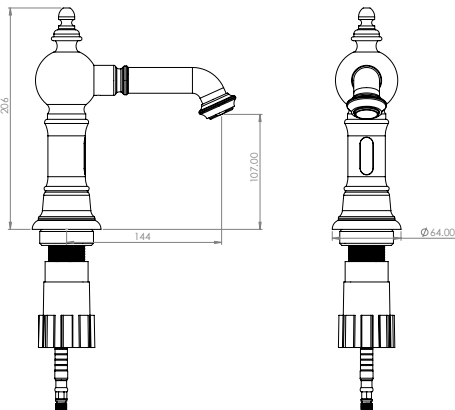
Unique
201200000007



- QC (quality control)
 - Focusing on details
 - Less sedimentation
 - Shouder Service
 - Dual-purpose water treatment
- Durable beauty
 - Long-term performance
 - Water saving technology
 - Easy service and maintenance



Bizans
201200000001





Caring about the details makes you special

Whereas Shouder products are made from integrated brass ingots turnery and have a high quality ceramic cartridge, they enjoy both special beauty and high water heat and pressure resistance and have limited sedimentation thanking to their special body surface design. On the other hand, water saving equipment used in these faucets results in optimized water consumption.